




PASTILLAS PARA FRENO
PASTILHAS DE FREIO
BRAKE PADS



CATÁLOGO DE APLICACIONES
CATÁLOGO DE APLICAÇÕES
APPLICATIONS CATALOGUE

2016



PASTILLAS PARA FRENO

PLACA RESPALDO

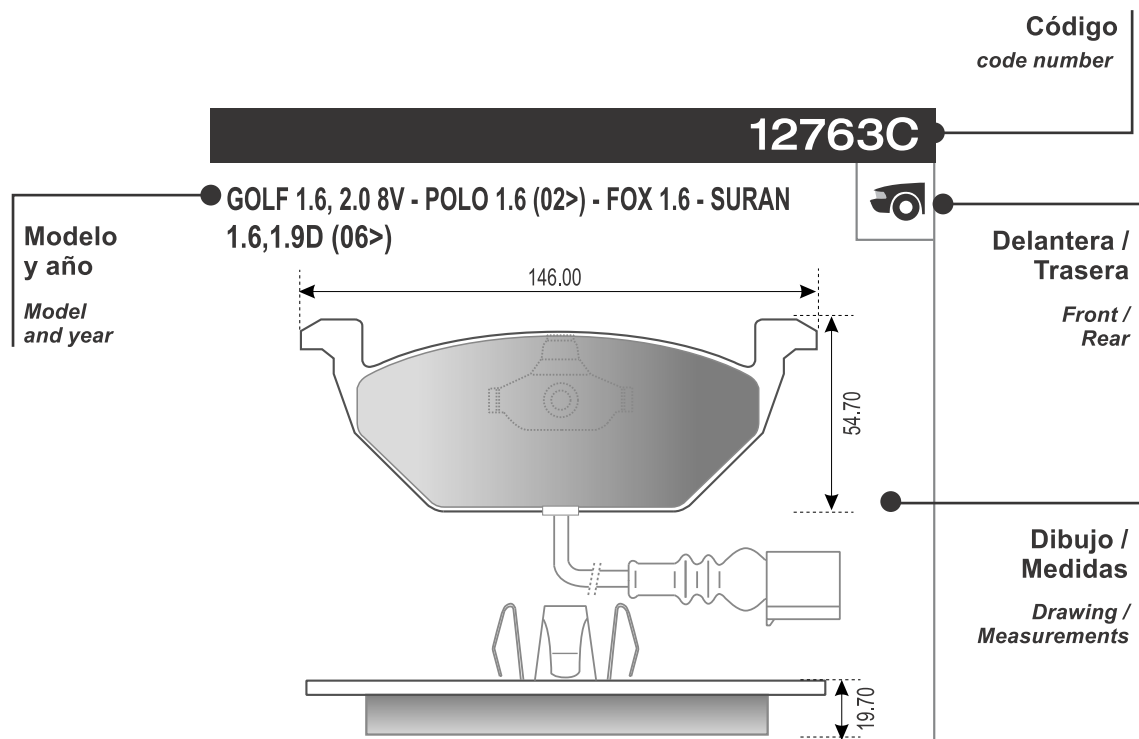
MATERIAL DE FRICCION

LAMINA ANTI-RUIDO



Pastillas para Freno / Brake Pads

Modo de uso del Catálogo /How to Use this Catalogue



Listado de equivalencias / List of Reference Codes

A modo de consulta, al finalizar el catálogo, encontrará una tabla de equivalencias que detalla la correspondencia de nuestros códigos con otras referencias del mercado.

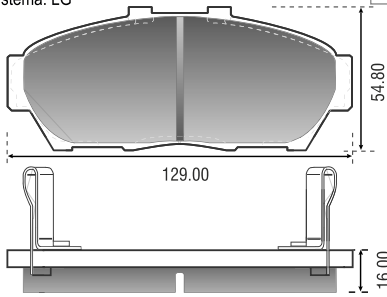
You will find a list of reference codes at the end of this catalogue, which shows the equivalence between our codes and other market references.

Indice General /General Index

<i>Acura</i>	1
<i>Agrale</i>	1
<i>Alfa Romeo</i>	1-2
<i>Audi</i>	2-3
<i>BPW</i>	3
<i>Buick</i>	4
<i>Cadillac</i>	4
<i>Chery</i>	4
<i>Chrysler</i>	5-6
<i>Citroën</i>	6-9
<i>Clark</i>	9
<i>Dacia</i>	9
<i>Daewoo</i>	9-10
<i>Daf</i>	10
<i>Deutz</i>	10
<i>Dina</i>	10
<i>Fiat</i>	10-15
<i>Ford</i>	15-20
<i>General Motors</i>	20-25
<i>Gurgel</i>	25
<i>Honda</i>	25-26
<i>Hummer</i>	26
<i>Hyundai</i>	27
<i>Isuzu</i>	28
<i>Iveco</i>	28
<i>Jac</i>	28
<i>Jaguar</i>	29
<i>Kia</i>	29-30
<i>Lada</i>	30
<i>Lincoln</i>	30
<i>Man</i>	31
<i>Marco Polo</i>	31
<i>Mazda</i>	31-32
<i>Mercedes Benz</i>	32-34
<i>Mercury</i>	34
<i>Mitsubishi</i>	34
<i>Nissan</i>	34-35
<i>Peugeot</i>	36-39
<i>Pontiac</i>	39
<i>Proton</i>	40
<i>Puma</i>	40
<i>Renault</i>	40-44
<i>Rover</i>	44
<i>Saf</i>	44-45
<i>Saturn</i>	45
<i>Scania</i>	45
<i>Seat</i>	45-46
<i>Ssangyong</i>	46
<i>Subaru</i>	47
<i>Suzuki</i>	47
<i>Toyota</i>	47-50
<i>Volkswagen</i>	50-54
<i>Volvo</i>	55

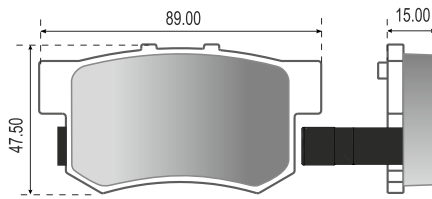
12262

INTEGRA (94>01)
Sistema: LG



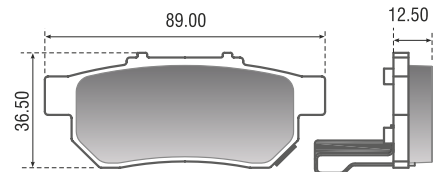
12714

RDX (07>12) - RL (96>04) - TL (99>08) - CL (01>03) - LEGEND (91>95)
Sistema: AK



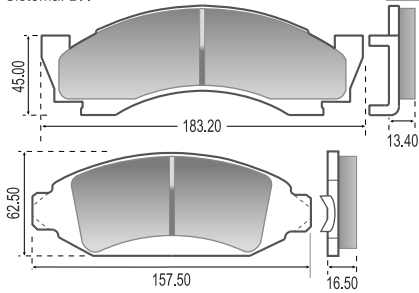
12923

INTEGRA 1.6, 1.8 (94>01)
Sistema: AK



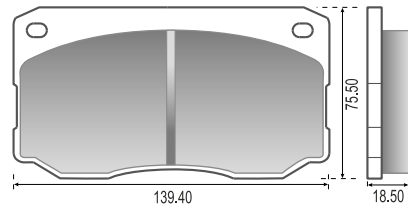
12028

1600 D 4x4 (85>89)
Sistema: BX



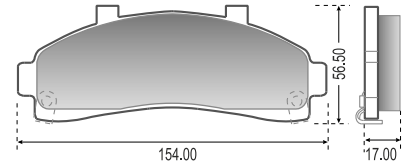
12081

FURGONVAN (99>) - MA 6.0 CHASSIS CARRO FORTE - 1600D - 1800D (90>94) - 4500D (94>97) - 5000D (94>98) - 6000 (99>)
Sistema: Varga



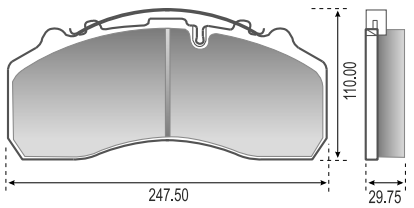
12515

MARRUA AM 20/50/100/100 CC/100CD/100 CD CC/150/150 CC/150 CD/150 CD CC/200/200 CC/200 CD/200 CD CC (08>)
Sistema: Bosch



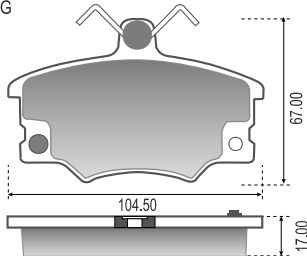
12858

MT 15.0 / MT 17.0 / MT 12.0 (13>)
Sistema: Knorr



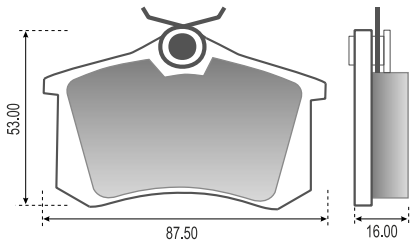
12018

145 1.3, 1.4, 1.6, 1.7 16V, 1.9TD, 2.0TD (94>97)
146 1.3, 1.4, 1.6, 1.7 16V, 1.9TD, 2.0TD (92>99)
155 1.7, 1.8, 2.0, 2.0TD, 2.5TD, 2.5 V6 (94>99)
Sistema: LG



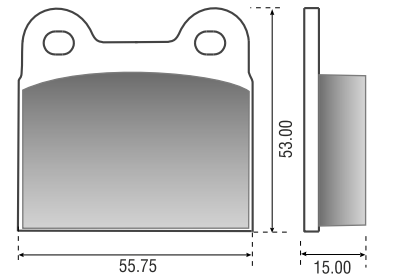
12089

145 - 146 - 155 2.0TD, 2.5TD - 164 2.0, 2.5TD, 2.0TD (92>)
Sistema: LG



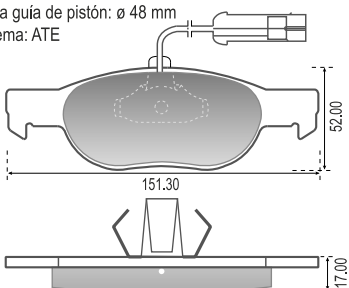
12092

SPIDER - GT - GIULIA
Sistema: ATE



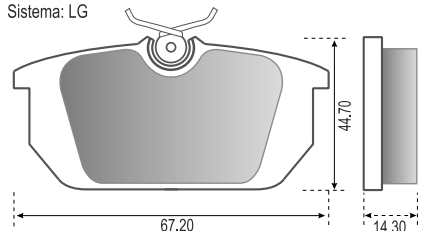
12743

145 1.3ie, 1.4, 1.6, 1.9TD - 146 1.3, 1.4, 1.6, 1.9TD, 2.0, GTV, 1.8 16V (94>)
Traba guía de pistón: \varnothing 48 mm
Sistema: ATE



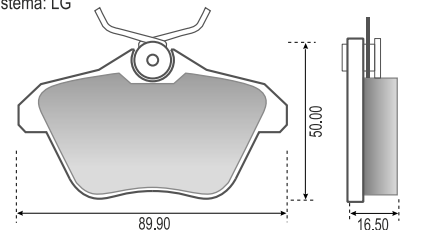
12744

145 1.3i, 1.4, 1.6, 1.7 16V, 1.9TD - 146 1.3, 1.4, 1.7 16V 1.9TD, 2.0TD, 2.0 16V TWIN SPARK (95>97) - 33 1.7i QUADRIFOGLIO - 155 1.8TS, 2.0TS, 2.5 (92>98), 2.0TD, 2.5TD (94>99) - GTV 2.0, 3.0 - SPIDER 2.0, 3.0 (96>00)
Sistema: LG



12760

156 1.6i, 1.8i, 2.0, 2.5 V6 Ti TWIN SPARK (97>), 1.9TD 2.4JTD (98>) - 164 3.0 V6 (93>99) - 166 16 VTS, 2.4JTD 2.5, 3.0 (98>)
Sistema: LG



ACURA

AGRALE

ALFA ROMEO

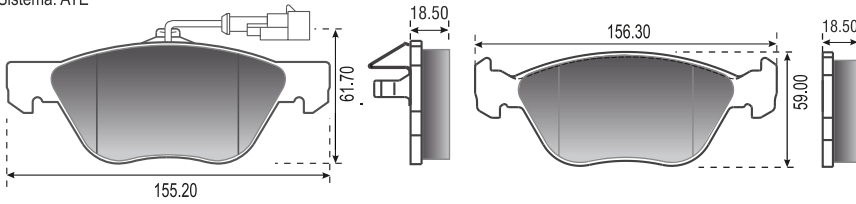
Pastillas para Freno / Brake Pads

ALFA ROMEO

12749

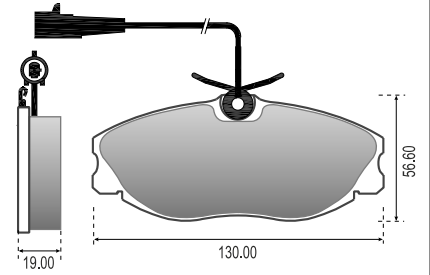
145 1.7 16V (96>97), 1.8TS, 2.0TS (97>) - 146 1.8 16V, 146 2.0TS 16V - 155 2.0 16V Turbo (95>97), 2.4 20V TD (96>00)
155 2.5 V6 TD (95>99) - 156 2.0TS, 2.5 V6 (97>)-156 1.6i, 1.8i, 1.9 TD, 2.4 JTD (98>) - 166 2.4 JTD, 2.5,
GTV 2.0 TS, SPIDER 2.0 TS, 3.0 V6 (96>00)

Traba guía de pistón: ø 48 mm
Sistema: ATE



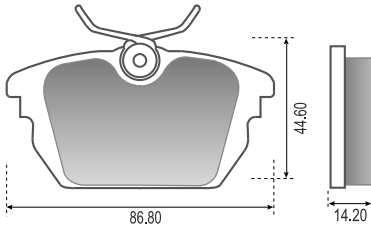
12783B

155 2.0 Turbo, 2.5 V6 (95>98) - SPIDER 2.0
Sistema: LG



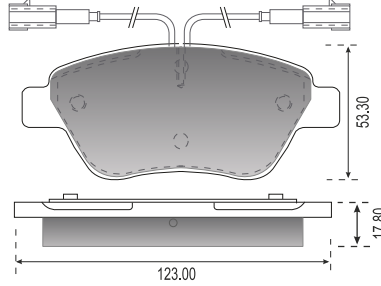
12802

145 1.4, 1.6, 1.8 16V, 1.9TD, 2.0 (97>), 1.4 TDS
L, 1.4 JUNIOR, 1.6 MONTREAL, 2.0 16V TS
(98>) - 146 1.4, 1.6, 1.8 16V, 1.9TD, 2.0 (97>)
Sistema: LG



12890

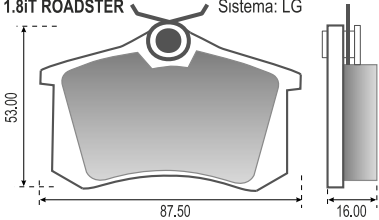
MITO 1.4, 1.4 MPI (08>)
Sistema: Bosch



AUDI

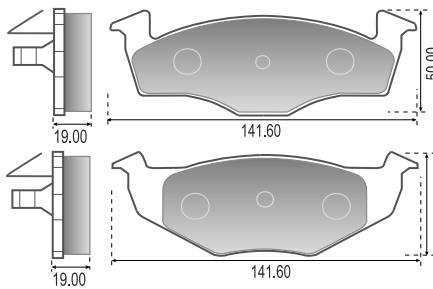
12089

A1 1.2 TFSI (11>) - A3 QUATTRO S3 1.8i (99>), 1.8 20V,
1.6, 1.8, 2.4, 3.0 CONVERTIBLE (02>) - A4 2.0 FSI (02>),
1.8T CONVERTIBLE (03>), 1.8T, 3.0 QUATTRO, 2.4 (01>),
1.6, 2.0, 3.0, 1.9, 2.5 TDI, 3.0 QUATTRO (00>) - A6 1.8T, 2.8,
2.5, 1.9 TDI (97>), 2.0 (01>), 2.4, 2.8, 2.5 TDI, 2.4 -
TT 1.8T ROADSTER
Sistema: LG



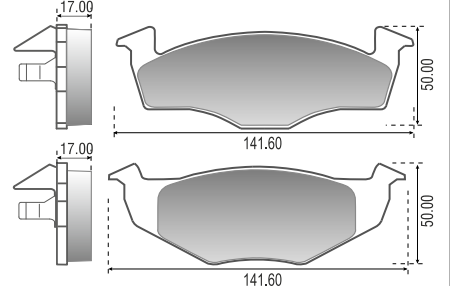
12099

A3 1.6, 1.8 (96>98) - Para disco sólido de 12 mm
Traba guía de pistón: Ext. ø 42.50 mm - Int. ø 38.80 mm



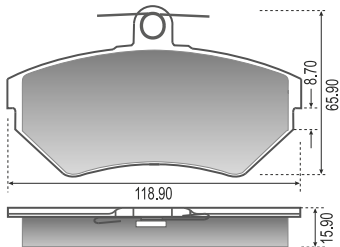
12099A

A3 1.6, 1.8 (98>) Traba guía de pistón: Ext. ø 42.50 mm -
Int. ø 38.80 mm - Para Disco ventilado de 18 mm



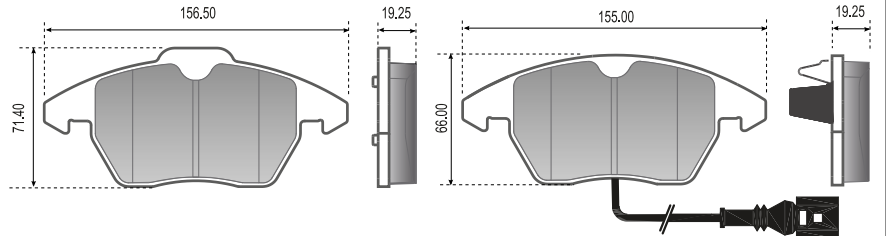
12127

A4 1.6, 1.8, 1.9TDi (00>) - QUATTRO (97>) - 90
COUPE (94>) Disco Ventilado
Sistema: LG



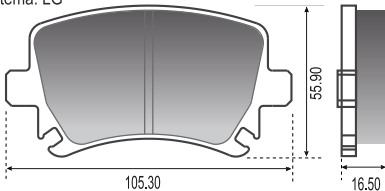
12227

A3 1.6i, 1.6 FSI, 1.8 TFSI, 1.9 TDI, 2.0 TDI, FSI, QUATTRO, SPORTBACK (03>) - TT (10>) - TT QUATTRO S (09>)
A1 1.4 TFSI (11>)
Sistema: ATE



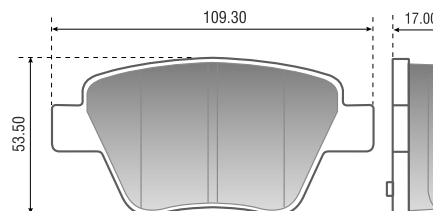
12228

A3 2.0 FSI, 2.0 TDI, 1.8 TFSI, 1.9 TDI, 2.0 TDI, FSI (03>)
SPORTBACK 1.6i, 1.6 FSI, QUATTRO (03>) - S3
QUATTRO (06>) - A4 1.8T, 2.0i, 2.0 TDI, 2.0 TFSI, QUATTRO,
2.5 TDI, 2.7 TDI, 3.0 TDI (07>) - A6 2.0 TDI, 2.0 TFSI, 2.4, 2.7,
2.8 TFSI, 3.0 TDI QUATTRO, 3.2 FSI (04>) TT 2.0T (08>) -
TT QUATTRO (10>) - TT 3.2 V6 QUATTRO (06>)
Sistema: LG



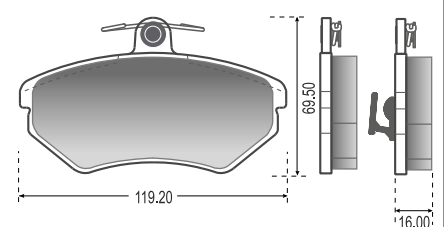
12234

A1 1.4 TFSI (11>) - A3 (11>) QUATTRO / SPORTBACK



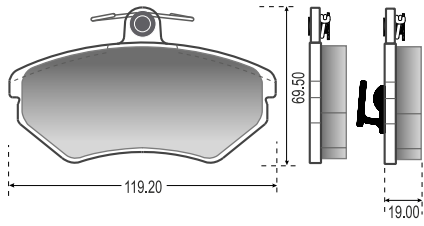
12516

A4 1.8 - A6 (97>) - 80 (90>99) - 90 - CABRIOLET (94>)
(Disco Ventilado)
Sistema: LG

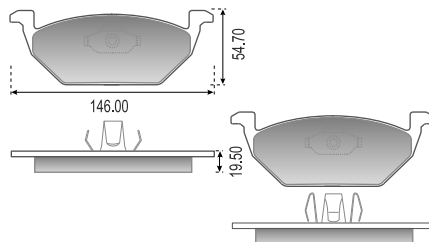


12516A

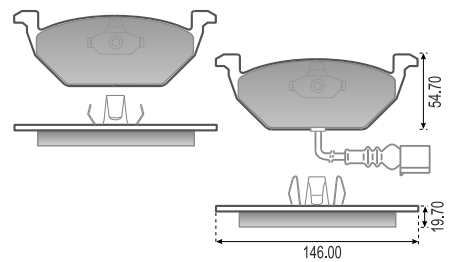
A4 1.8 (94>) - A6 (97>) - A8 (94>) - 80 (90>99) - CABRIOLET (94>) (respaldo 12 mm) (Disco Sólido)
Sistema: LG


12762

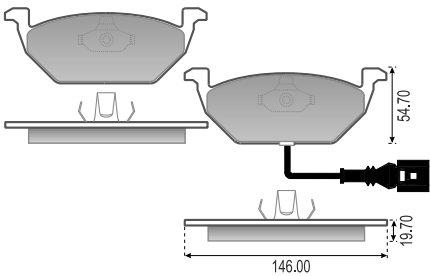
A3 1.6, 1.8, 1.8T, 2.0 (96>00) - TT 1.8 20V (99>)
A1 1.2 TFSI (11>) Traba guía de pistón:
ext. ø 42.50 mm - int. ø 51.50 mm Sistema: ATE


12763

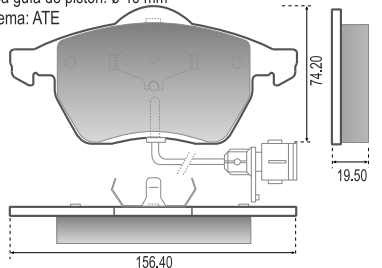
A3 1.6, 1.8, 1.8T, 2.0 (96>00) - TT 1.8 20V (99>)
Traba guía de pistón: ext. ø 42.50 mm - int. ø 51.50 mm
Sistema: ATE


12763C

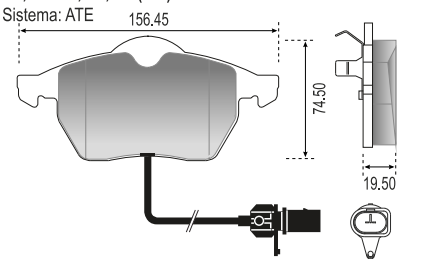
A3 1.6 8V, 1.8 20V (02>09)
Sistema: ATE


12764

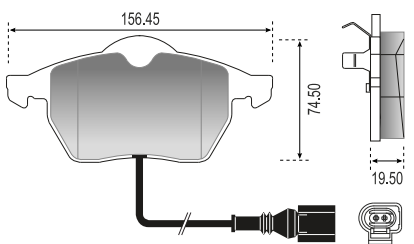
A3 1.8 20V T (96>) - QUATTRO 1.8i T - S3 - A4
1.8 20V, 2.8 30V - A6 1.8, 2.0, 2.3, 2.4, 2.6, 2.8, 2.8 30V
1.9 TDI, 2.5 TDI - A8 - TT ROADSTER (99>)
Traba guía de pistón: ø 46 mm
Sistema: ATE


12884

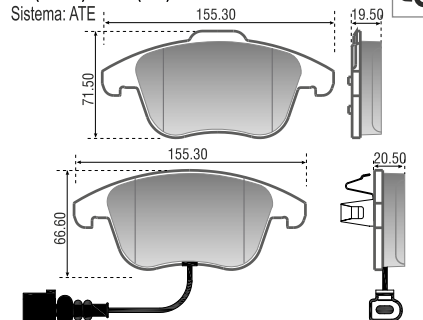
A4 1.6, 2.0 (97>), 1.8T (94>), 1.9 TDI (94>01), 2.4, 2.0 FSi
QUATTRO, 3.0 (02>), 2.5 TDI, 2.6, 2.8 (94>01) - A6 1.8T,
1.9, 2.5 TDI, 2.4, 2.8 (97>)
Sistema: ATE


12885

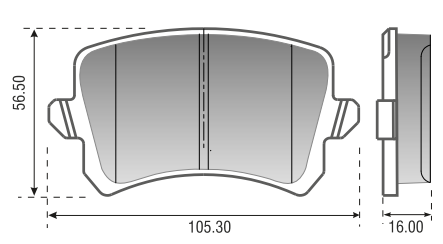
A3 1.8iT (98>) - A3 QUATTRO - TT 1.8T (99>)
Sistema: ATE


12969

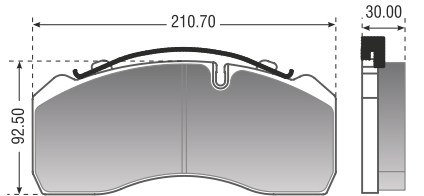
Q3 (2012>) - TSFI (11>)
Sistema: ATE


12970

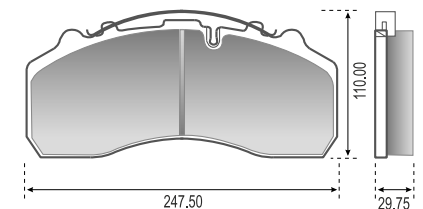
Q3 (2012>)
Sistema: TRW


12800

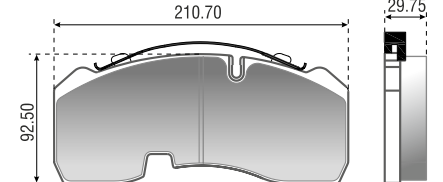
SB3745 - LECITRAILER SB-6000 - 65000
BOVA - DAF SB200 - Llanta 19.5"
ECO MAX SB/SN6 (SB 3745) - K /SKH SERIES - ECO PLUS
Sistema: Knorr


12858

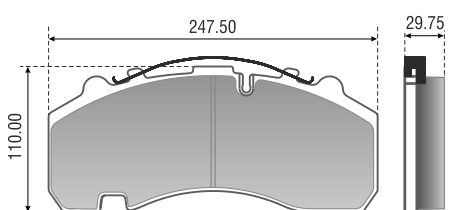
ECO PLUS SB/SN7 (SB 4345) - Llanta 22.5"
Sistema: Knorr


12892

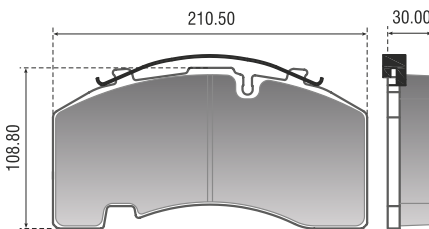
ECO MAX SB/SN6 (SB 3745) - K SERIES (2003>)
ECO PLUS SB/SN6 (SB 3745) - AIR BRAKE
SKH SERIES SB/SN6 (SB 3745) - UNI-DISC
KNORR BREMSE SB/SN 6000 - TRAILER APPLICATIONS
Llanta 19.5" (03>)
Sistema: Knorr


12893

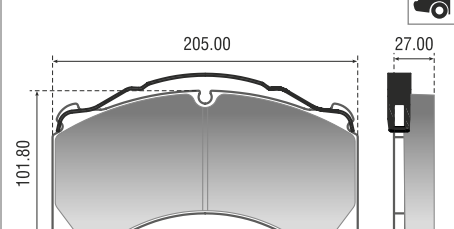
ECO PLUS SB/SN7 (SB 4345) - AIR BRAKE (2003>) -
SH SERIES SB/SN7 (SB 4345) - HD / KNORR
BREMSE SB/SN 7000 - TRAILER APPLICATIONS
Llanta 22.5" (03>)
Sistema: Knorr


12904

SB4345 - SB4346 - SB4347 - SB4370 - SB4391
Sistema: Knorr


12905

ROR LM - LMC - TM MERITOR
Sistema: Meritor

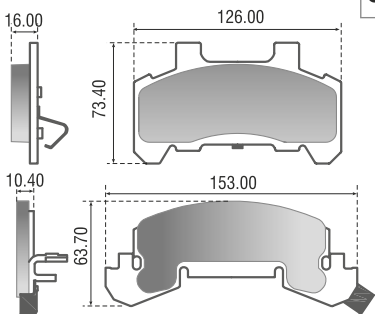


Pastillas para Freno / Brake Pads

BUICK

12243

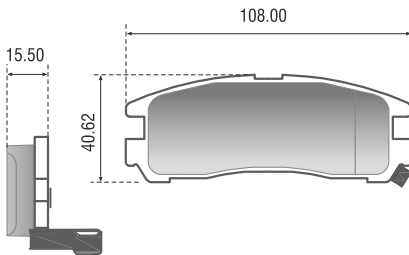
SKYLARK /CENTURY



12247

PARK AVENUE / CENTURY (96>)

Sistema: AK

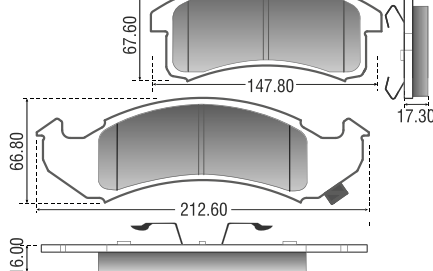


12263

RIVERA 3.8L (95/96) /PARK AVENUE /

LE SABRE 3.8

Sistema: AK

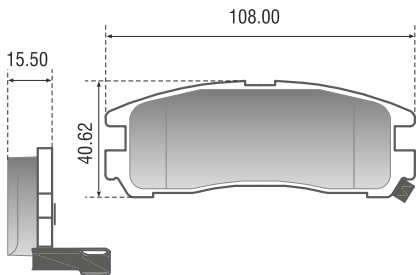


CADILLAC

12247

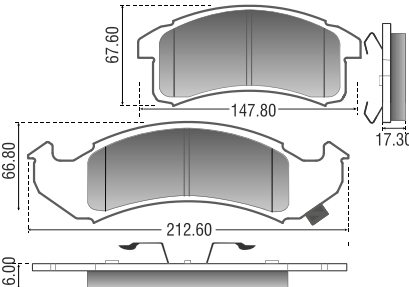
SEVILLE 4.6 - DEVILLE 4.6 - ALLANTE

Sistema: AK



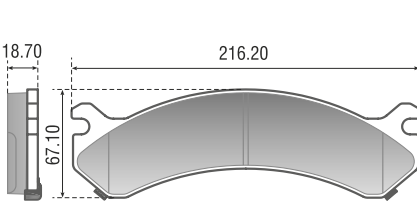
12263

DEVILLE - CONCOURS (94>96) -
ELDORADO (94>96) - SEVILLE (94>96)



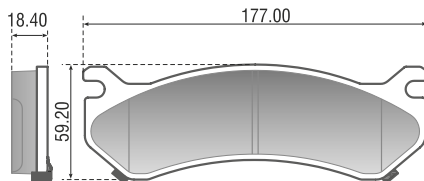
12273

DEVILLE (00>05) - DTS (06>)



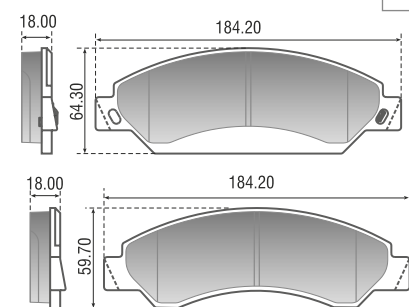
12274

ESCALADE 4X2 - 4X4 (03>06) - ESCALADE (02>)



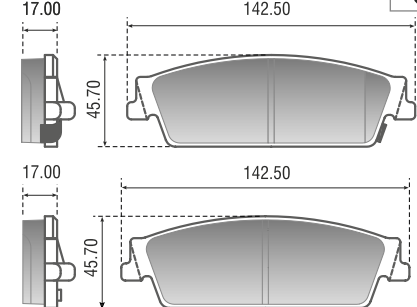
12281

ESCALADE ESV - EXT - 4X2 - 4X4 (07>09)



12284

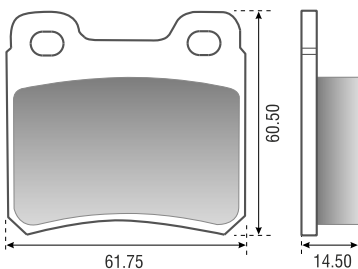
ESCALADE ESV - EXT - 4X2 - 4X4 (07>09)



12734

CATERA 3.0 (97>01)

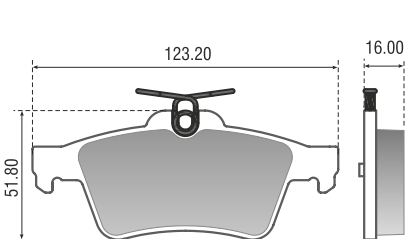
Sistema: ATE



12926

BLS Sedan/Wagon 1.9, 2.0, 2.8

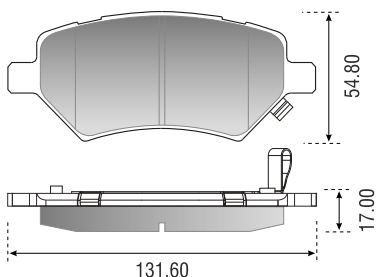
Sistema: ATE



CHERY

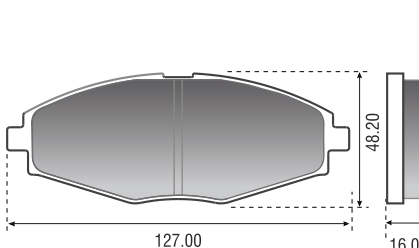
12901

TIGGO 2.0 (08>) - FULWIN (13>)



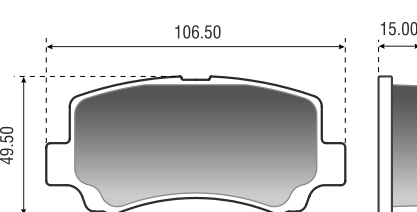
12913

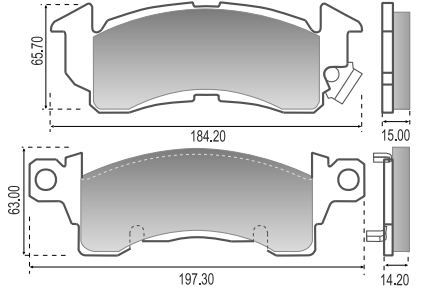
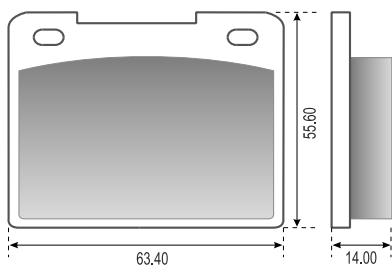
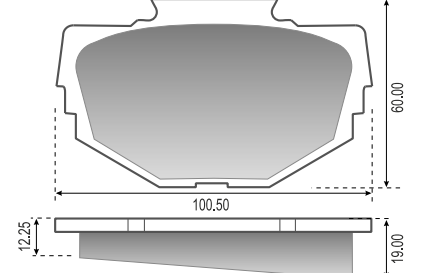
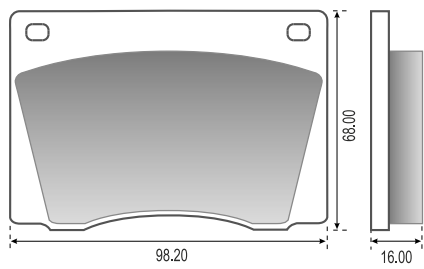
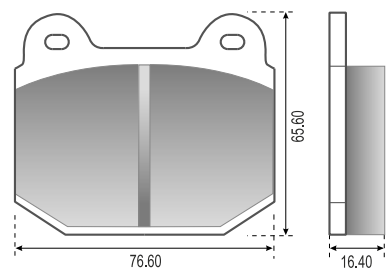
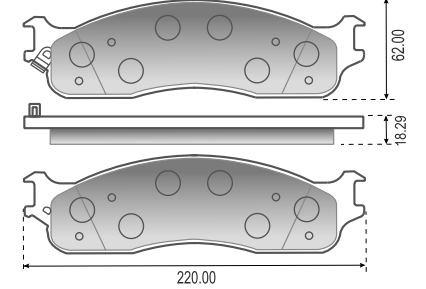
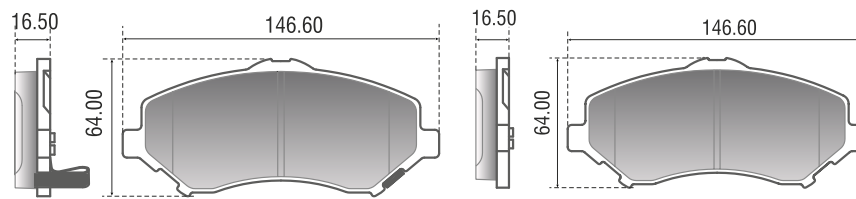
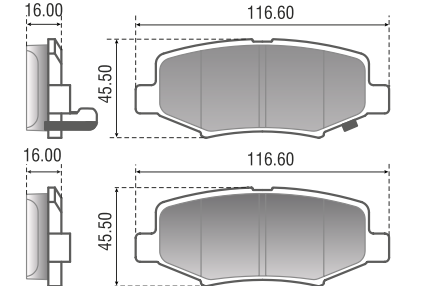
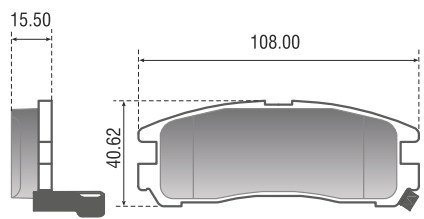
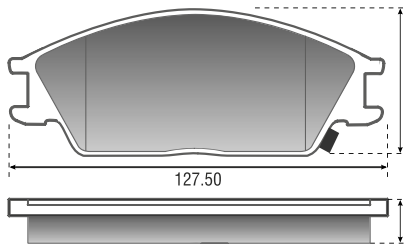
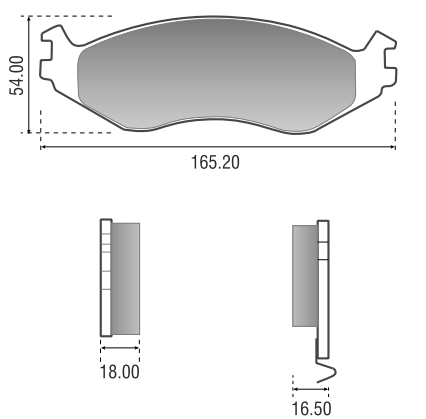
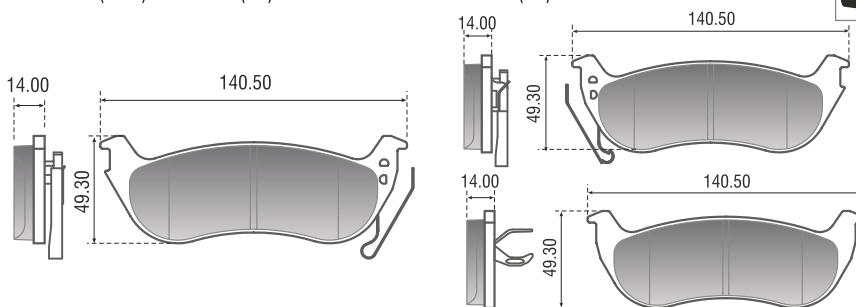
QQ (2010>)



12939

A1 FACE - A113



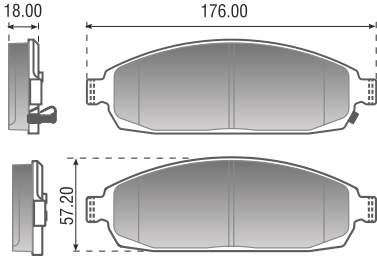
12001
JEEP GRAND WAGONEER (90>91) - WAGONEER (77>83) - WILLYS CJ (78>83) Sistema: BX

12005
DODGE 1500 (71>72) - Caliper importado Sistema: LG

12006
DODGE 1500 - 1800 (71>91) Sistema: TEN

12025
DODGE POLARA - CORONADO - GT - GTX (68>80) Sistema: Varga

12039
DODGE 1500 - 1800 (68>78) Sistema: BX

12225
DODGE RAM 1500 / 2500 / 3500 (03>08)

12230
DODGE JOURNEY 2.0 16V CRD - 2.4, 2.7 V6 (08>) - 3.6 (13>) - NITRO (07>09) - CHRYSLER GRAND VOYAGER (08>09) - TOWN & COUNTRY (08>09) - JEEP LIBERTY (08>09) - JEEP WRANGLER (07>14) - VISION (93>) - NEON 94>00) - NEW YORKER (93>98) - 300 M (98>04) - CONCORDE - CARAVAN 3.6

12231
JEEP CHEROKEE - JEEP LIBERTY (08>09) - JEEP WRANGLER (07>) - DODGE NITRO (07>09)

12247
CHRYSLER CIRRUS 2.0, 2.4 - CIRRUS CONV 4.0L (98>04) - CIRRUS COUPE V6 (98>04) - SEBRING R/T 4L (97>98) 2.5, 2.0, 2.7 Sistema: AK

12251
DODGE VERNA (04>06) Sistema: AK

12254
SPIRIT - CARAVAN (>95) Sistema: KH

12278
JEEP LIBERTY (03>07) - WRANGLER (06>) - VOYAGER - TOWN & COUNTRY 3.3 (07>) Sistema: KH


Pastillas para Freno / Brake Pads

CHRYSLER

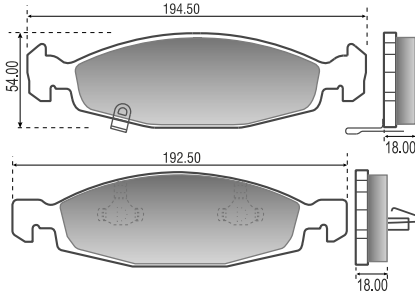
12280

JEEP COMMANDER 4.7, 5.7 (06>09)
JEEP GRAND CHEROKEE 4.7 (06>09) - 3.7 (09>)



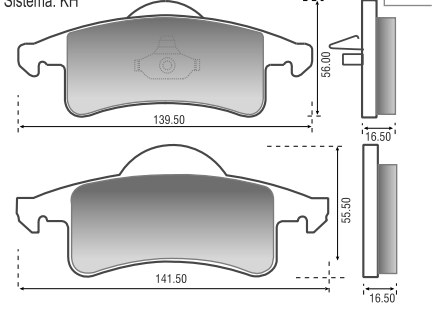
12290

JEEP GRAND CHEROKEE (99>)
Sistema: KH



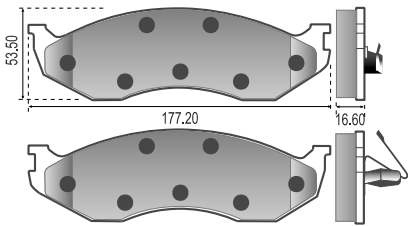
12291

JEEP GRAND CHEROKEE (99>)
Sistema: KH



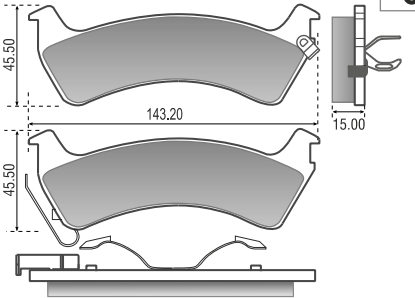
12477

JEEP WRANGLER 4.0 (93>) - SPORT 2.5, 4.0 TD
GRAND CHEROKEE LAREDO 3.1, 4.0, 4.7 (00>)
COMANCHE 4X4 (90>92)
Sistema: KH



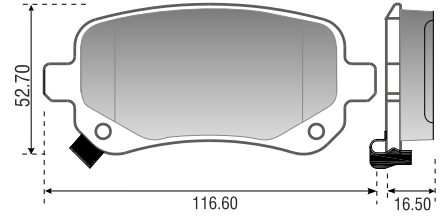
12666

JEEP GRAND CHEROKEE (95>) Sistema: KH



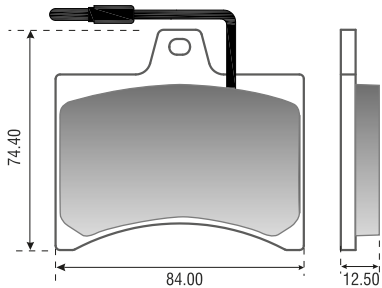
12963

JOURNEY - VOYAGER - TOWN COUNTRY
Sistema: TRW



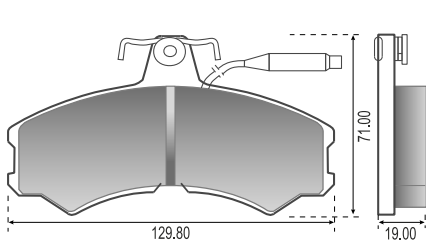
12007

VISA CLUB (87>) - CALIPER IMPORTADO



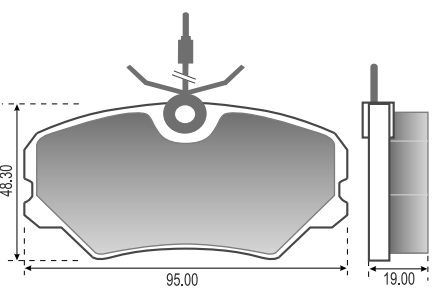
12023

C25 Bus - C35 Pick up Sistema: LG



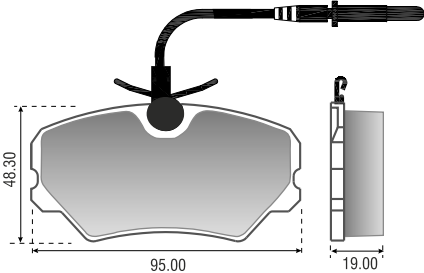
12045

ZX COUPE 1.9, 2.0i 16V - VOLCANE 1.9, 2.0i (92>)
Sistema: LG



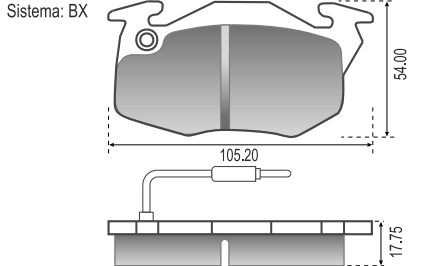
12045A

ZX 2.0 16V (4 CABLES)
Sistema: BX



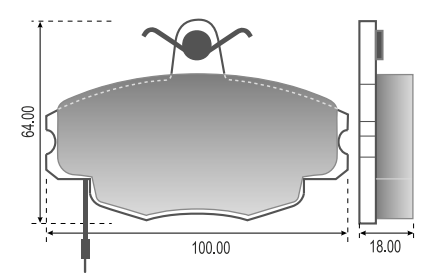
12052

C-15 - XANTIA 1.6i, 1.8i, 1.9TD - SAXO 1.0, 1.1, 1.4,
1.5D, 1.6 VTL, 1.6 VTR, 1.6 VTS 16V (00>) - ZX 1.1,
1.4, 1.6 Aura, 1.8i, 1.9D (>98)
Sistema: BX



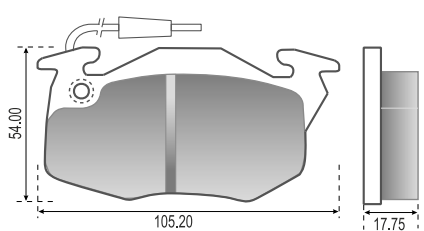
12062

ZX 1.6 AURA, 1.8i, 1.9 TD, 2.0i 16V (>98)
Sistema: LG



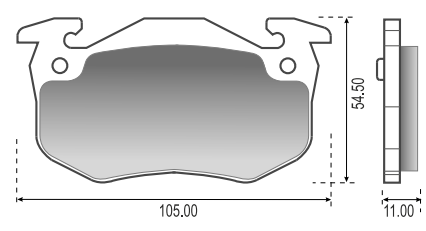
12063

C-15 - XANTIA 1.6i, 1.8i, 1.9TD - SAXO 1.0, 1.1, 1.4,
1.5D, 1.6 VTL, 1.6 VTR, 1.6 VTS 16V (00>) - ZX 1.1,
1.4, 1.6 Aura, 1.8i, 1.9D (>98)
Sistema: BX



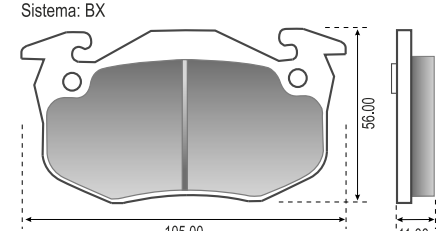
12069

XSARA - SAXO
Sistema: Bosch



12086

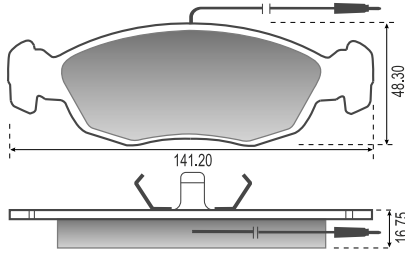
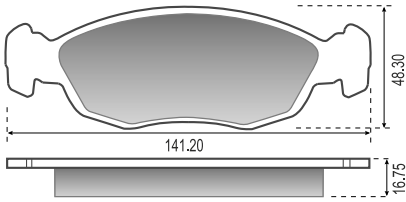
SAXO 1.6 VTL, VTR, 16V VTS (00>) - XSARA 2.0,
2.0 16v SX (00>) - 1.8 SX, 1.8i, 16V SX, 1.9 D SX,
TD SX (99>) - ZX 1.1, 1.4, 1.6, 1.8i, 1.9 TD, 2.0i 16V, 1.9
XSARA PICASSO 1.8 16V, 2.0i HD
Sistema: BX



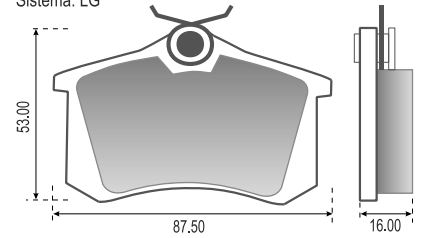
CITROËN

12088

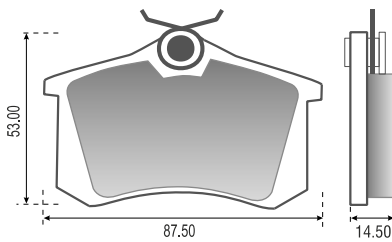
SAXO 1.0 , 1.1, 1.4, 1.6 VTL, VTR, 16V VTS (00>) - XANTIA 1.6i, 1.8i, 1.9TD SX, 2.0i SX (93>98) - XSARA 1.4, 1.6, 1.8, 1.9 (98>) Traba guía de pistón: \varnothing 36 mm
Sistema: ATE


12089

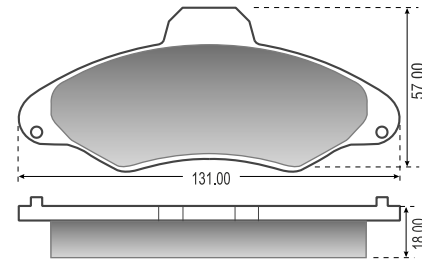
C3 1.4 HDI 90 CV (06/02>), 1.6 16V - C4 1.6 16V 1.6 HDI, 2.0 16V - C4 PICASSO 2.0i 16V, 1.6 HDI 2.0 HDI (07>) - C4 Lounge 2.0 i 16V, 1.6 - DS3 1.6
Sistema: LG


12089A

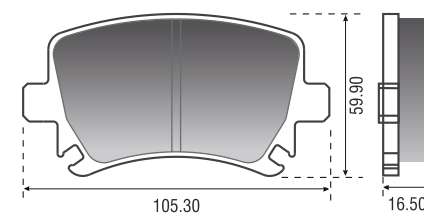
C4 - C4 VTR (05>)
Sistema: LG


12097N

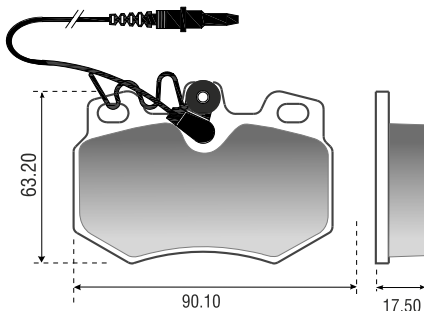
XANTIA 1.6, 1.8, 1.9, 2.0 (93>98)
Sistema: BX


12228

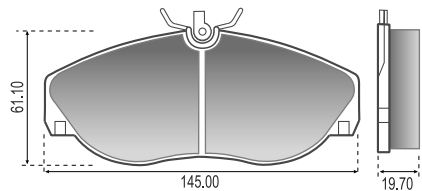
C4 - DS4 - XSARA PICASSO - BERLINGO - C3
Sistema: LG


12703

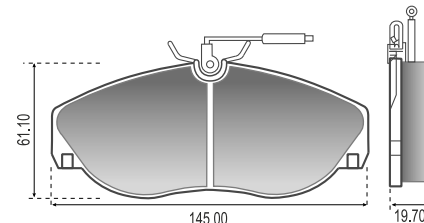
C-15 - ZX GTI


12706

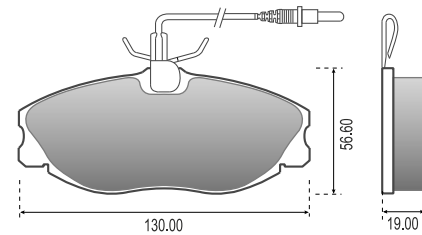
JUMPER 27 - 31 - 35 1.0T, 1.4T - JUMPER 1.9D, 1.9TD, 2.5D, 2.5 TD, 2.0i (94>02)
Sistema: LG


12706A

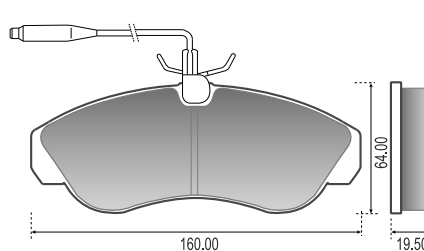
JUMPER 1.9D/TD, 2.0i, 2.4D, 2.4 TD
Sistema: LG


12783

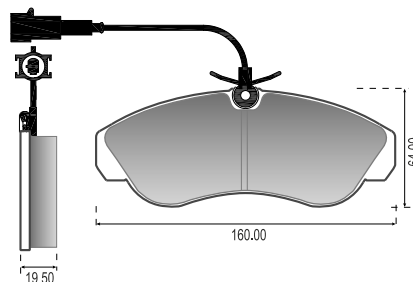
XSARA 2.0, 2.0i 16V SX (00>)
Sistema: LG


12789

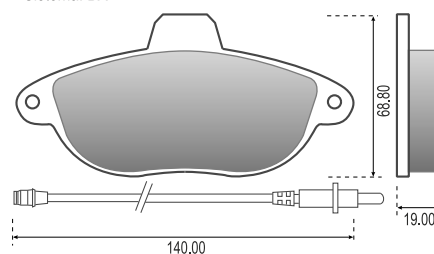
JUMPER 2.8 DHi (96>02)
Sistema: LG


12789A

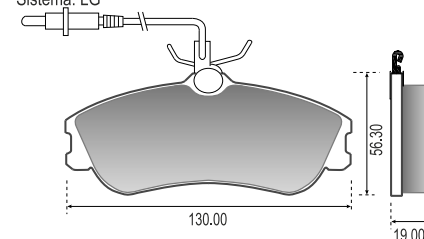
JUMPER (94>02)
Sistema: LG


12790

JUMPY 1.6, 1.9D, 1.9TD, 2.4D (99>)
EVASION 1.8i (96>)
Sistema: BX


12791

BERLINGO 1.8, 1.9D - MULTISPACE 1.8, 1.9D
XSARA 1.8 SX, 1.8i 16V, 1.9D SX (99>) - XANTIA - PICASSO (96>97) - BERLINGO Multispace y furgón 1.4, 1.6 16V, 1.6 HDI (10>) - XSARA PICASSO (12>)
Sistema: LG

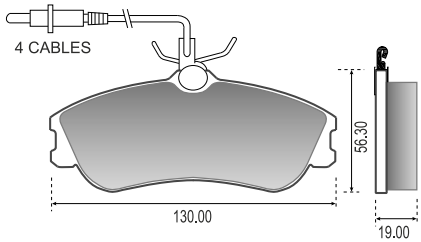


Pastillas para Freno / Brake Pads

CITROËN

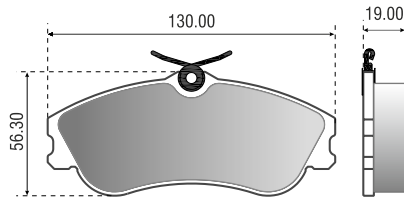
12791B

BERLINGO (96>01) (4 CABLES POR JUEGO)
Sistema: LG



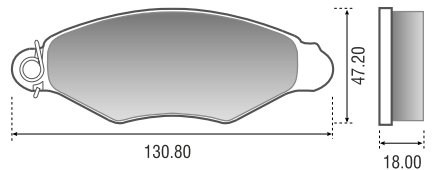
12791N

BERLINGO 1.4 8V, 1.6 16V, 1.6 HDI (10>)
XSARA PICASSO 1.6 16V, 2.0 16V, 2.0 HDI
Sistema: LG



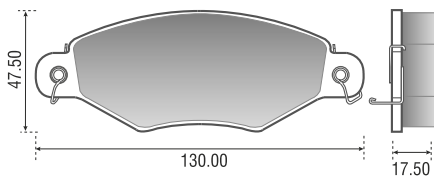
12792

XANTIA - XSARA 1.4, 1.6, 1.8, 1.9D
Sistema: Bosch



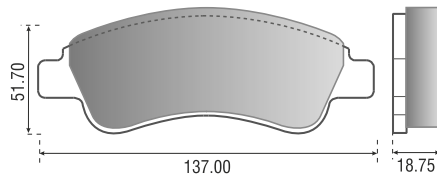
12799

BERLINGO - XANTIA - XSARA 1.4, 1.6, 1.8, 1.9D
Sistema: BX



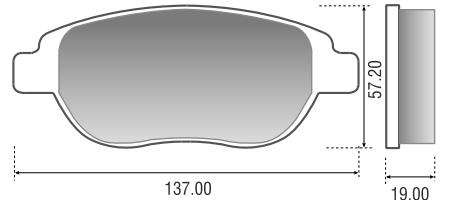
12834

BERLINGO Multispace y furgón 1.4, 1.6 16V,
1.6 HDI (2010>) - C4 1.6 16V - XANTIA - XSARA
1.6 16V, BREAK 1.6 16V, 2.0 HDi - XSARA COUPE 1.6 16V
C3 II 1.5 (90 cv) (13>) - DS3 1.6 VTI 120 cv, 1.6 THP 150 cv
Sistema: Bosch



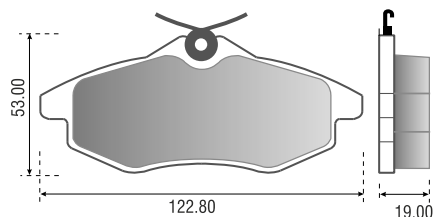
12844

C3 PICASSO 1.6 16v - C3 AIRCROSS 1.6 16v
C4 1.6 HDI, 2.0 16V - C4 COUPE 1.6 16V LX, VTR,
VTS (04>) - C4 PICASSO 1.8i 16V, 1.6 HDI (07>) -
C3 PICASSO 1.6 16V - C3 II 1.6 VTI (115 cv) (2013>) -
Ds3 1.6 VTI, 1.6 THP - C4 Pallas Exclusive (08>)
Sistema: LG



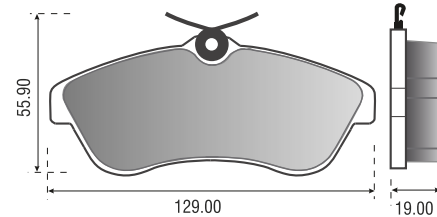
12848

C3 1.1i, 1.4i, 1.4HDI (68HP) (02>)
Sistema: LG



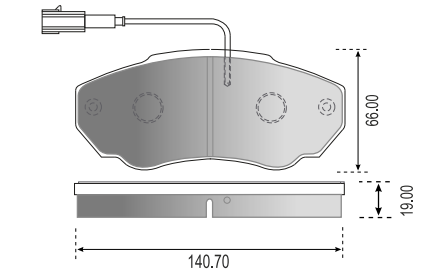
12849

C3 1.4 (4/02>), 1.4 16V (12/03>), 1.4 16V Hdi (02>),
1.6 16V (02>)
Sistema: LG



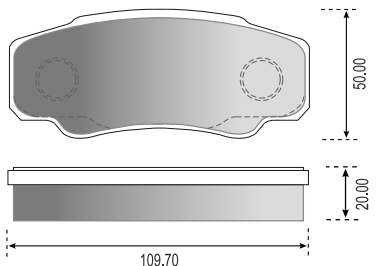
12876

JUMPER 27, 29, 31, 33 (2002>)
con sensor pin macho Sistema: Bosch



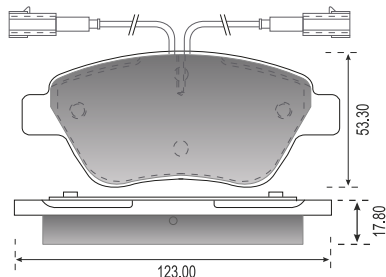
12887

JUMPER 27, 29, 31, 33 Sistema: Bosch



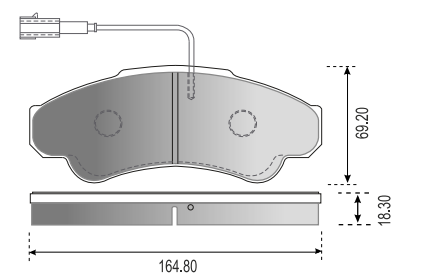
12890

NEMO 1.4, 1.4 HDI
Sistema: Bosch



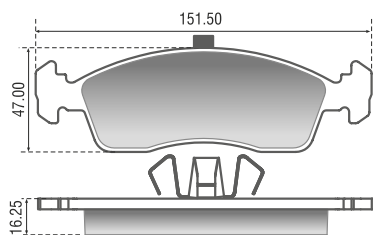
12898

JUMPER 2.8 HDI 35 SERIES (01>) - FURGON 2.3 Hdi
(10>) Sistema: Bosch



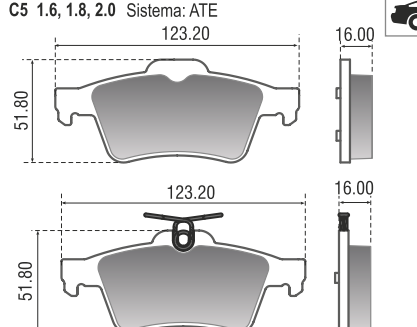
12925

C3 1.4, 1.5 8V (2013>)
Sistema: ATE



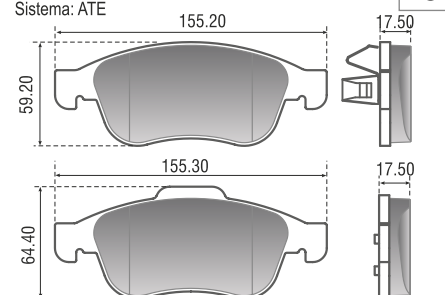
12926

C5 1.6, 1.8, 2.0 Sistema: ATE



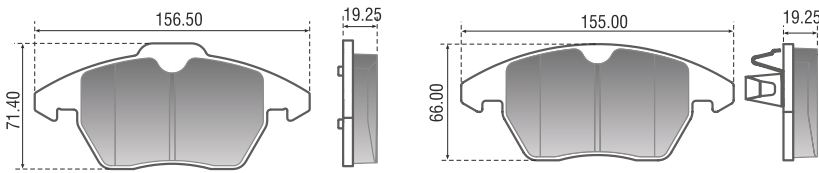
12927

C4 - DS4 - BERLINGO 1.6 16v, 1.6 HDI
Sistema: ATE



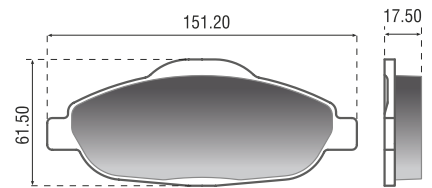
12931

C4 (04>) - C4 Lounge 1.6 i THP - C4 1.6 THP, 2.0 HDI (09>) - C4 GRAN PICASSO 2.0 HDI (09>), 2.0 16V, 2.0 HDI (06>) (06>) - C4 PICASSO 2.0 HDI (09>), 2.0 16V, 2.0 HDI (07>) - DS4 1.6 16V Turbo (13>) - DS5 1.6 THP, 2.0 HDI, 2.0 HDI HYBRIDO (11>) - DS5 1.6 16V Turbo (13>)
Sistema: ATE



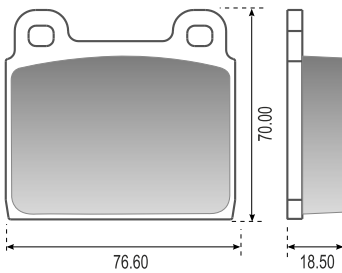
12934

C3 (09>) - C4 Lounge 2.0 i 16V, 1.6 HDI (13>)
Sistema: Bosch



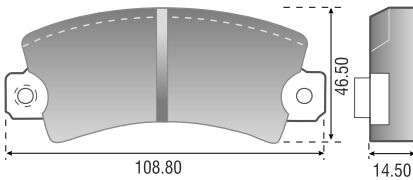
12029

CLARK EMPILHADEIRA C-300 - Y-40 Y-50 Y-60 (87>)
Sistema: ATE



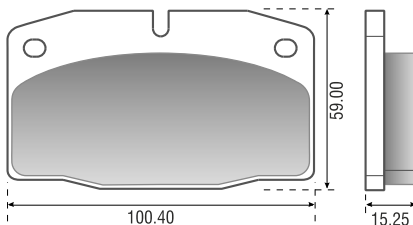
12053

DACIA (93>)
Sistema: BX



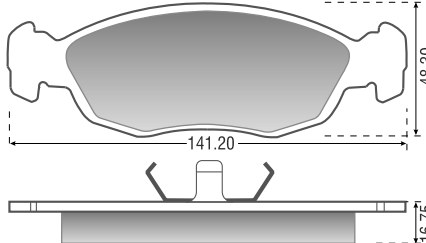
12091

ESPERO 1.5, 2.0 - RACER GTi (90>94)
HEAVEN (94>97) - PRINCE 2.0 (92>)
Sistema: GM



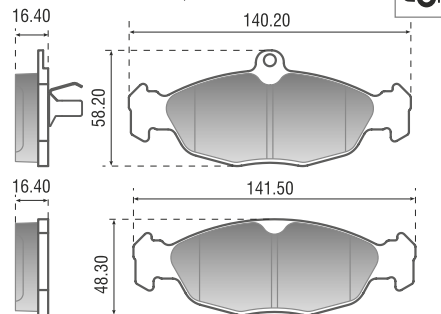
12095

LANOS 1.3, 1.4 SE, 1.5 SE, 1.6 16V (>97)
NEXIA 1.5 GL, 1.5 16V GLX, GTX (95>97)
Sistema: ATE



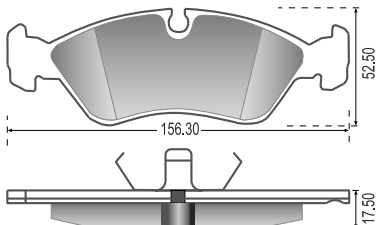
12269

CIELO 1.4 - LANOS 1.4, 1.5 Sistema: ATE



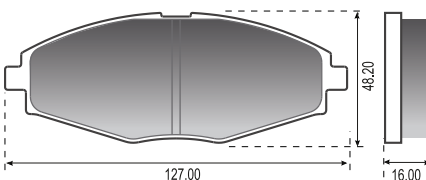
12500

ESPERO 1.5 16V, 1.8i, 2.0i (94>96) - LANOS 1.3, 1.4 SE, 1.5 SE, 1.6 16V - NEXIA 1.5 GL, 1.5 16V GLX, GTX (95>97)
Sistema: ATE



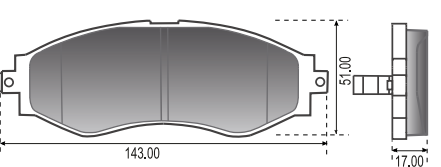
12913

MATIZ (2005>) - LANOS II



12914

CIELO 1.5 (96>) - ESPERO 1.5i 16V (97>) - 1.8 CD, 2.0 CD (96>) - LANOS 1.4, 1.5, 1.6 16V (97>)
LEGANZA 1.8 - 2.0 - 2.2 - 2.2 CDX (98>) - NEXIA 1.5 (97>) - NUBIRA 1.6 - 2.0 CDX (97>)



CITROËN

CLARK

DACIA

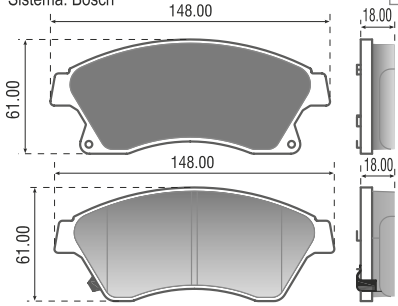
DAEWOO

Pastillas para Freno / Brake Pads

DAEWOO

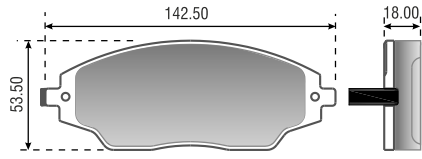
12928

LACETTI PREMIERE - HOLDEN 1.8 16V (09/)
Sistema: Bosch



12938

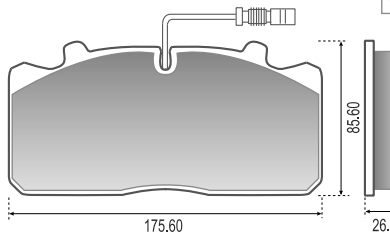
KALOS 1.4
Sistema: AK



DAF

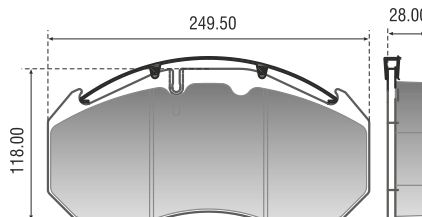
12798

DAF



12857

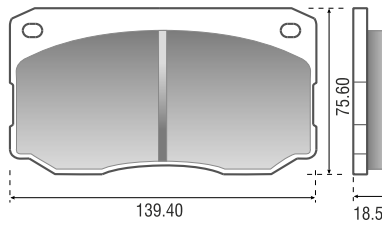
DEN OUDSTEN



DEUTZ

12081

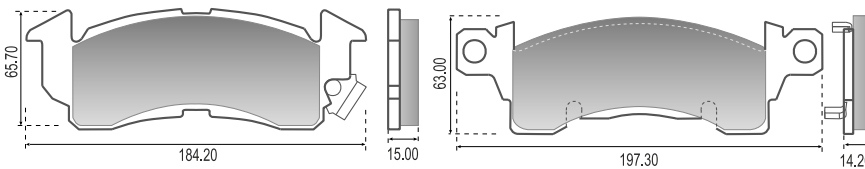
DEUTZ 1600D (90>94) - 1800D (90>94)
1800 DINAMIC (90>) - 4500D (94>)
5000D (94>) - 6000 (99>) Sistema: Varga



DINA

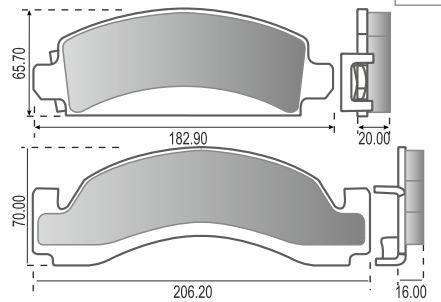
12001

D-1000 (77>83) - D-3100 (87>) - D-3130 (84>87) - D3200 (75>82)
Sistema: BX



12237

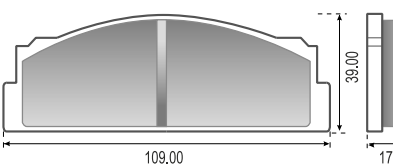
D-3000 (75>83)



FIAT

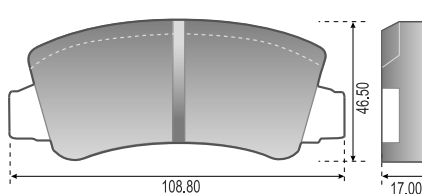
12010

125 - 128 1100 cm³ (77>)
Sistema: BX



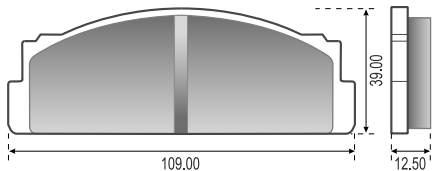
12011

128 - 133 - IAVA 1300 cm³ (71>)
Sistema: BX



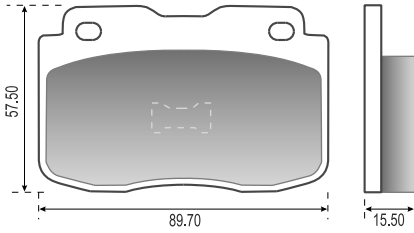
12013

133 (77>) - 147 (85>86)
Sistema: BX

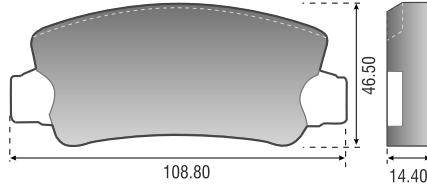


12014

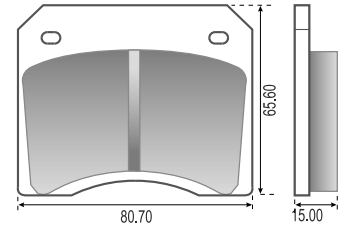
147 (77>86) - FIORINO (83>87) - OGGI (83>85)
PANORAMA (Brasil) (80>86) Sistema: ATE


12015

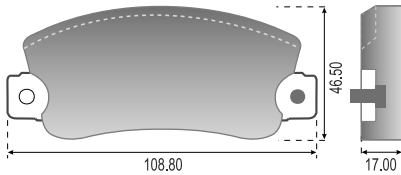
128 EUROPA - CL5 - 147 - SPAZIO TR
BRIO - FIORINO
Sistema: BX


12016

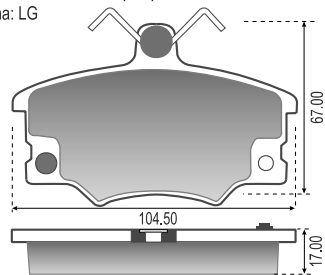
125 SEDAN - COUPE - MULTICARGA - FAMILIAR
(74>82) - 1500 SEDAN - COUPE - MULTICARGA
(66>70) - 1600 SEDAN - COUPE (71>74)
Sistema: LG


12017

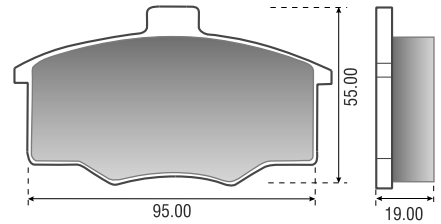
REGATTA 85S c/s 15 mm (85>)
Sistema: BX


12018

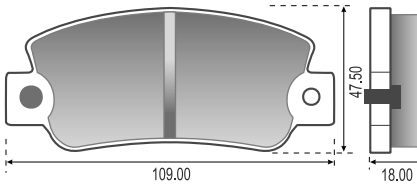
REGATTA 100 - 2000 - WEEKEND (86>91) - UNO 1.5,
1.6 - TIPO 1.6, 1.8 (93>97) - 2.0 8V (92>94)
PUNTO 1.4i GT, 1.8 16V (93>)
Sistema: LG


12019

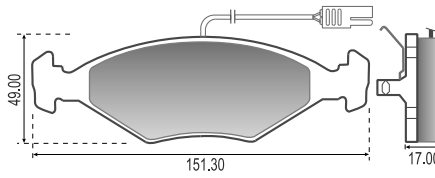
DUNA (88>92) - UNO (84>96)
ELBA PREMIO (85>97) - FIORINO PICK UP (87>93)
147 VIVACE (94>)
Sistema: VARGA


12020

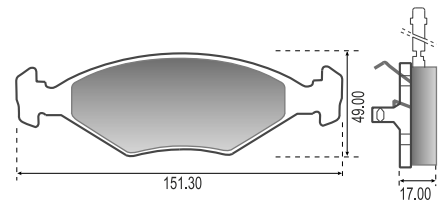
REGATTA 85 c/s 16 mm (85>92)
Sistema: BX


12021

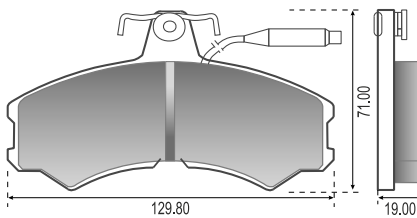
DUNA - UNO - REGATTA 85 c/s bipolar (85>)
Traba guía de pistón: \varnothing 37 mm
Sistema: ATE


12022

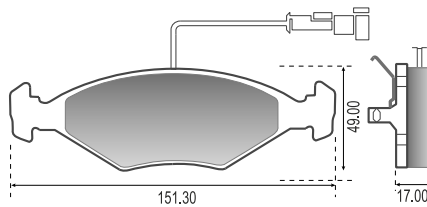
DUNA - UNO - REGATTA 85 c/s monopolar (90>)
Traba guía de pistón: \varnothing 37 mm
Sistema: ATE


12023

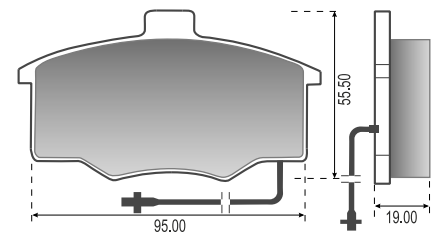
DUCATO (92>)
Sistema: LG


12024

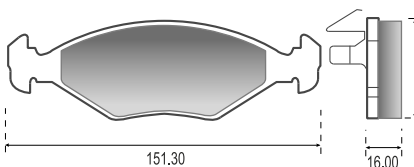
TEMPRA 16V, 8V, SW
Traba guía de pistón: \varnothing 43 mm
Sistema: ATE


12037

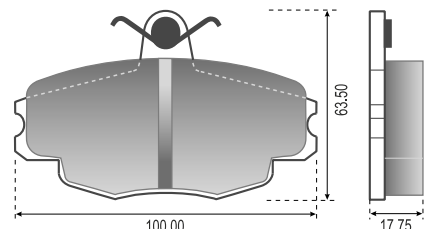
DUNA - UNO - REGATTA SCL, SL (90>)
Sistema: VARGA


12038

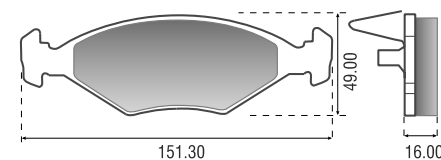
PALIO - SIENA - araña chica (99>)
Traba guía de pistón: \varnothing 36 mm
Sistema: ATE


12046

DUNA - UNO (91>)
Sistema: LG


12049

PALIO 1.0 ED, EDX, EX, ELX (98>) 1.6 EL,
1.6 V6 HL 1.7 TD EL, HL (99>) - SIENA 1.0 ELX (98>)
TIPO MPI 1.6
Traba guía de pistón: \varnothing 43 mm
Sistema: ATE

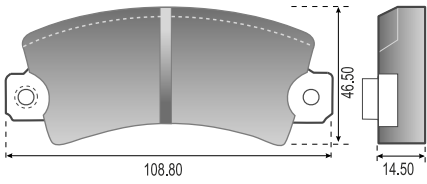


Pastillas para Freno / Brake Pads

FIAT

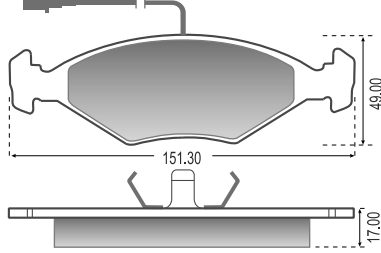
12053

147 - BRIO - FIORINO (Brasil) - REGATTA (83>92)
Sistema: BX



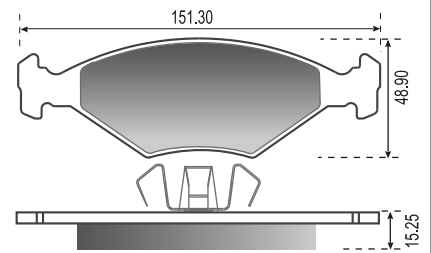
12064

SIENA HL - PALIO 1.6 EL, 1.6 16V HL, 1.7 TD EL,
1.7 TD HL (97>) Traba guía de pistón: \varnothing 37 mm
Sistema: ATE



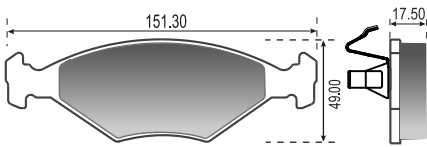
12068

PALIO - SIENA (2009>)
Traba guía de pistón: \varnothing 50.3 mm
Sistema: ATE



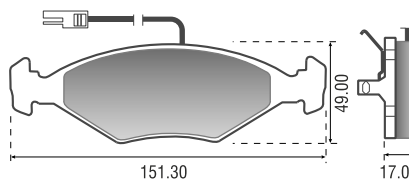
12068A

FIORINO 750 Kg - UNO 1.0 WAY
Traba guía de pistón: \varnothing 50.3 mm
Sistema: ATE



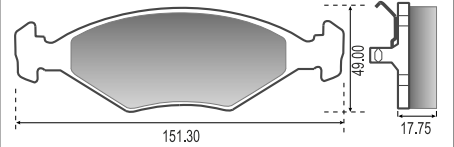
12075

DUNA - UNO c/s bipolar largo (93>)
Traba guía de pistón: \varnothing 37 mm
Sistema: ATE



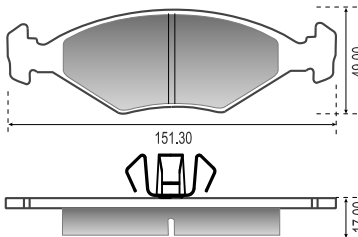
12076

DUNA (88>) - UNO (84>96) - SPAZIO - VIVACE
FIORINO (87>) - 147 - SIENA - PREMIO (85>94)
REGATTA 85 (85>) - PALIO 1.0, 1.5, 1.6 16V (96>)
PALIO WEEKEND 1.5 (97>)
Traba guía de pistón: \varnothing 37 mm
Sistema: ATE



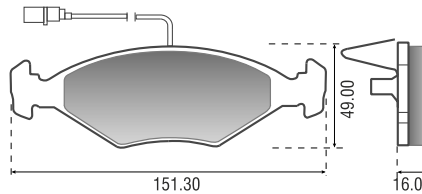
12076A

ELBA (86>93) - UNO 1.0 8V (09>13)
Traba guía de pistón: \varnothing 41 mm
Sistema: ATE



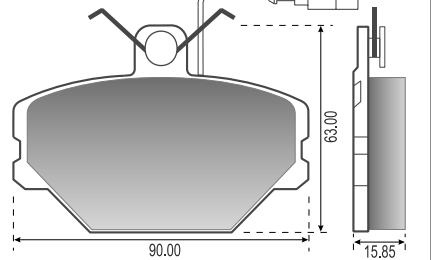
12077

PALIO 1.0 ED, EDX, EX, ELX (98>) 1.6 EL,
1.6 V6 HL 1.7 TD EL, HL (99>) - SIENA 1.0 ELX (98>)
TIPO MPI 1.6 (96>)
Traba guía de pistón: \varnothing 43 mm
Sistema: ATE



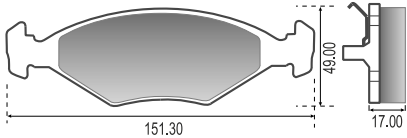
12083

TEMPRA 1.6 (>94)
Sistema: LG



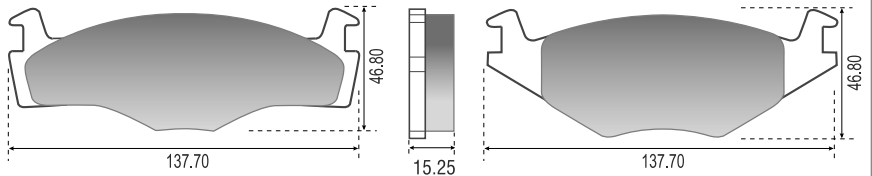
12094

FIORINO PICK-UP - TIPO (94>97)
Traba guía de pistón: \varnothing 43 mm
Sistema: ATE



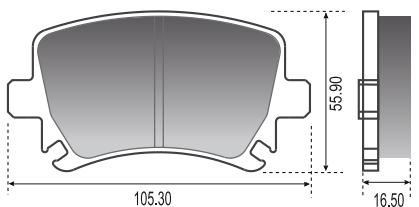
12098A

PALIO (98>00)
Sistema: ATE



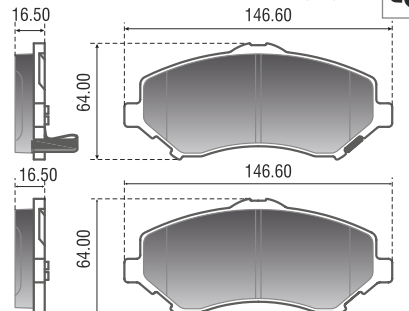
12228

DOBLO 1.9D
Sistema: LG



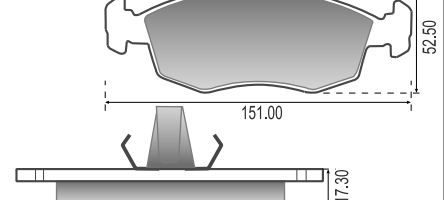
12230

FREEMONT EMOTION / PRECISION 2.4 16V (11>)



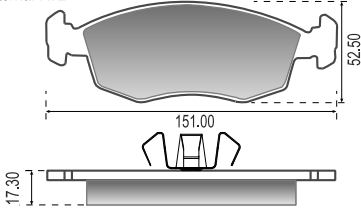
12519

PALIO 1.6 16V (98>00), 1.6 16V Sport, ELX (01>) -
PALIO WEEKEND 1.6 16V (97>00), 1.5 City RLX, EX,
1.6 ELX, 1.3 16V ELX Fire (00>) - 1.3 (2004>) - PUNTO 1.4, 1.8
STRADA 1.5 8V, 1.6, 1.6 16V (99>) - SIENA 1.6 16V (98>) -
IDEA ADVENTURE (05>) - Traba guía de pistón: \varnothing 43 mm
Sistema: ATE

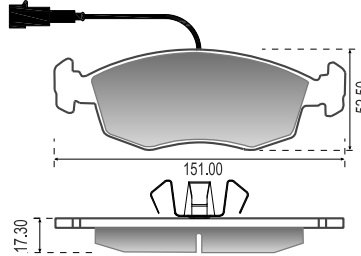


12519A

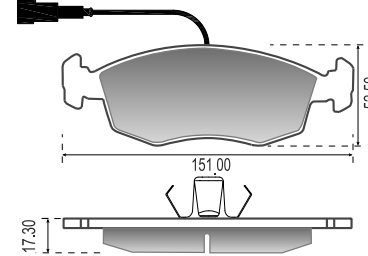
IDEA 1.4, 1.8 (09>) ADVENTURE - DOBLO 1.3 16V, 1.6 16V, 1.8 (09>) - GRAND SIENA 1.6 16V (12>) PALIO ESSENCE 1.6 16V (11>) - SPORTING 1.6 16V PUNTO 1.4, 1.8 - STRADA 1.4 - 1.8 (09>) 500 1.4 16V (11>) - Traba guía de pistón: \varnothing 51.50 mm Sistema: ATE


12519B

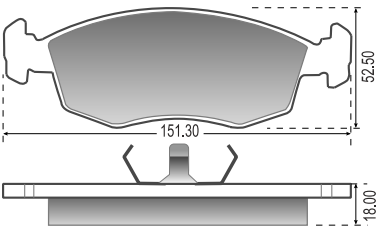
STILO 1.8 8V (10>12) Traba guía de pistón: \varnothing 50.3 mm Sistema: ATE


12519C

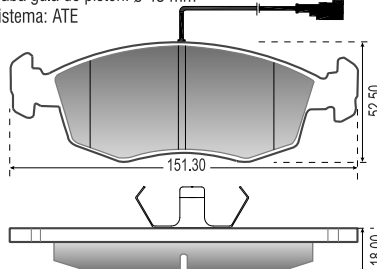
STILO 1.8 8V / ATTRACTIVE DUALOGIC / BLACKMOTION / DUALOGIC 1.8 8V (07>10) - SPORTING 1.8 8V (07>) Traba guía de pistón: \varnothing 43 mm Sistema: ATE


12521

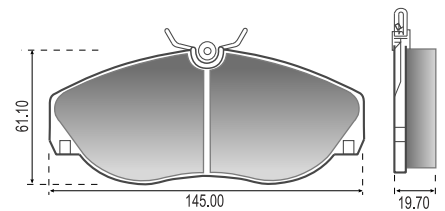
PALIO - PALIO WEEKEND 1.6 Stile, 1.6 16V, 1.7 TD SIENA 1.6 16V (97>) - FIORINO (97>) - TEMPRA 16V, 8V (95>) - TEMPRA Turbo, TIPO 2.0 16V (94>) - LINEA 1.9 16V Traba guía de pistón: \varnothing 43 mm Sistema: ATE


12522

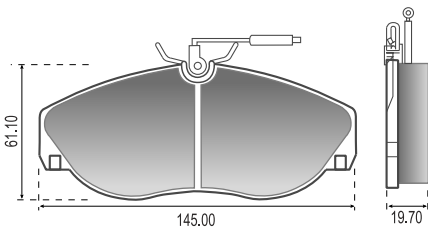
TIPO (94>97) - PALIO WEEKEND 1.6, 1.7 TD - TEMPRA SIENA - TIPO 2.0 16V (94>98) - UNO TURBO (92>96) Traba guía de pistón: \varnothing 43 mm Sistema: ATE


12706

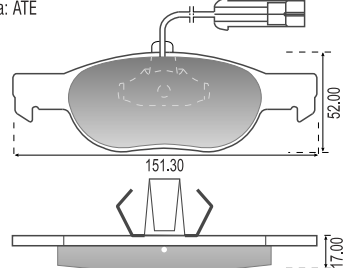
DUCATO (95>) - DUCATO 1.0 T, 1.4 T (93>) 2.5 8 / 2.5 10 (97>99) Sistema: LG


12706A

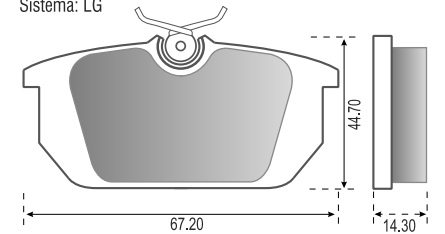
DUCATO 2.5 8 / 2.5 10 (00>) Sistema: LG


12743

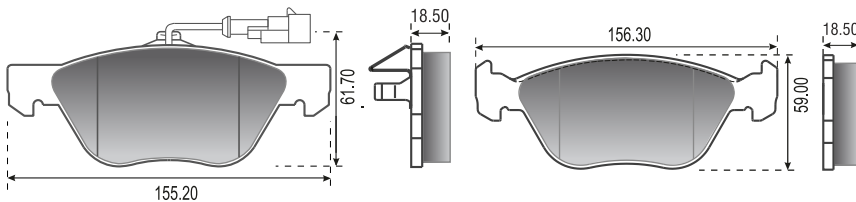
MAREA - MAREA WEEKEND 1.6, 1.7, 1.8, 1.9TD BRAVA 1.9 DS, SX - BRAVO 1.4, 1.6i 16V, 1.9DS, SX1.8 BARCHETA 1.8 (94») - Traba guía de pistón: \varnothing 48 mm Sistema: ATE


12744

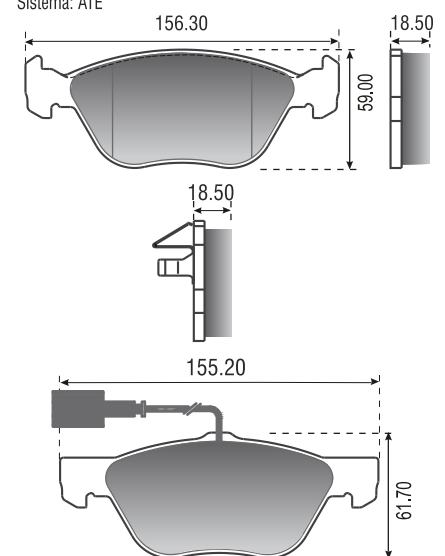
BRAVO 2.0i 20V HGT (96>) - BARCHETTA 1.8 16V BRAVA 1.8 16V, 2.0i 20V - Coupe 2.0i 16V TEMPRA SW (95>) - PUNTO 1.4 GT Turbo, 1.8 16V (93>) TIPO 2.0 8V - UNO Turbo italiano (90>94) Sistema: LG


12749

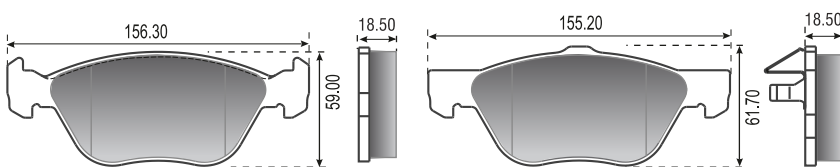
MAREA 1.8 SX, 2.0 ELX, HLX, SX (98>00) - MAREA WEEKEND 2.0i 20V (96>98), 2.0 ELX, HLX, SX (98>00), 2.4 20V TD (96>00) BRAVO 2.0 20V, 2.0i 16V - BRAVA 1.9 TD, 2.0 - COUPE 1.8, 2.0 16V (95>) - LINEA 1.4 T-Jet, 1.9 16V. Essence / Essence Dualogic y Absolute - PUNTO 1.4 T-Jet Traba guía de pistón: \varnothing 48 mm Sistema: ATE


12749B

IDEA 1.8 ADVENTURE (05>10) - DOBLO 1.8 ADVENTURE (10>) - LINEA 1.4 T-Jet - LINEA 1.9 (10>) - PALIO WEEKEND ADVENTURE LOCKER 1.8 (09>10) - STRADA LOCKER (09>) Traba guía de pistón: \varnothing 48 mm Sistema: ATE


12749A

DOBLO 1.8 ADVENTURE (10>) - FIORINO 750 Kg (10>) - PALIO WEEKEND ADVENTURE/LOCKER 1.8 (10>) - IDEA 1.8 ADVENTURE (2005>2010) - LINEA 1.4 T-JET - LINEA 1.9 (10>) - PUNTO 1.4 T-JET (10>) - STRADA LOCKER (09>) Traba guía de pistón: \varnothing 48 mm Sistema: ATE

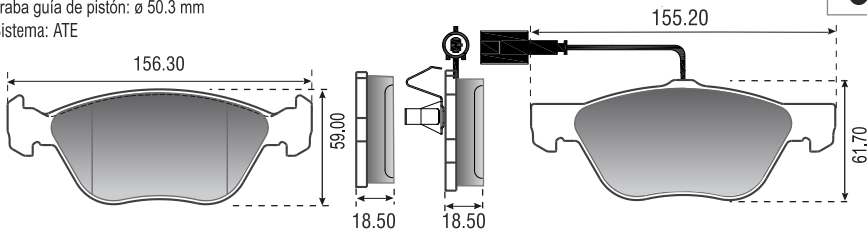


Pastillas para Freno / Brake Pads

FIAT

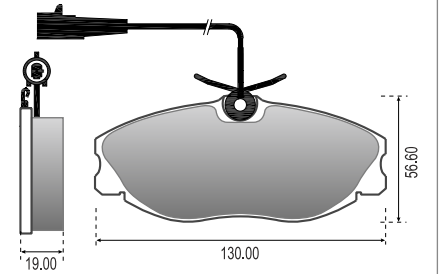
12749C

STRADA LOCKER (2009>)
Traba guía de pistón: \varnothing 50.3 mm
Sistema: ATE



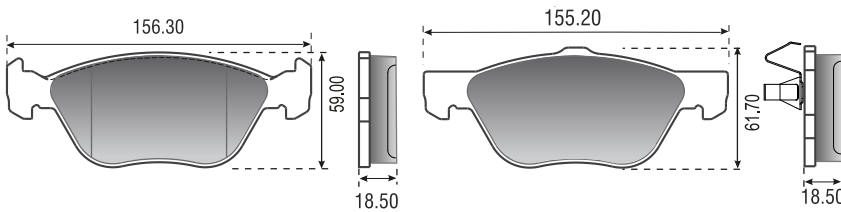
12783B

MAREA - MAREA WEEKEND 2.4 20V
Sistema: LG



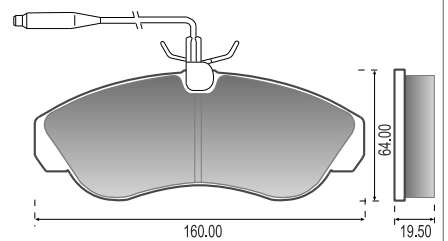
12749D

STRADA LOCKER (09>)
Traba guía de pistón: \varnothing 50.3 mm
Sistema: ATE



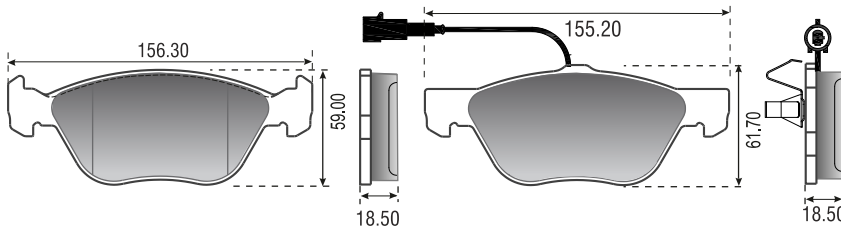
12789

DUCATO 2.5 TURBO MAXI (93>97) - 2.8 15 MAXI /
2.8T 15 MAXI (97>99)
Sistema: LG



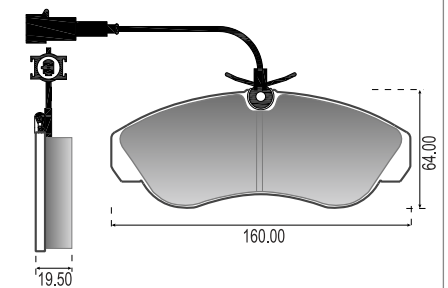
12749E

DOBLO 1.8 16V(10>) - IDEA - PALIO
Traba guía de pistón: \varnothing 50.3 mm
Sistema: ATE



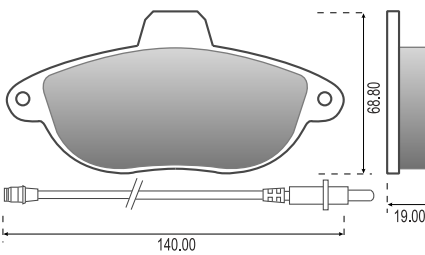
12789A

DUCATO MAXI 2.8 TURBO (00>12) (ARO16")
Sistema: LG



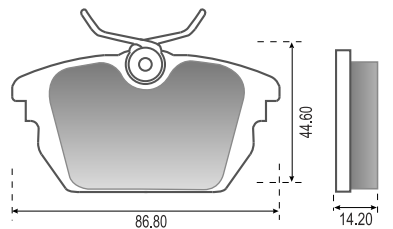
12790

SCUDO 1.6, 1.9D, TD (96>)
Sistema: BX



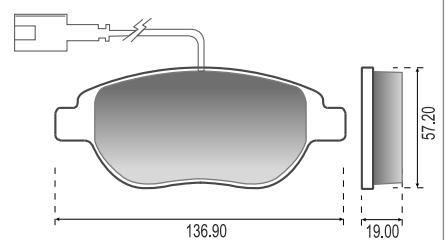
12802

BRAVO 2.0 20V, 1.8i 16V, COUPE 1.8 16V,
2.0 16V Turbo (95>) - MAREA 1.8 16V, 1.9 TD
MAREA WEEKEND 2.0i 20V, 2.4 20V, 2.4 TD (96>)
Sistema: LG



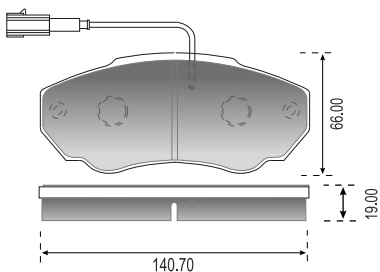
12844D

STILO 1.8 16V (03>), 1.9 JTD (10/01>) - 500 ABARTH
1.4 T-Jet (manual)
Sistema: ATE



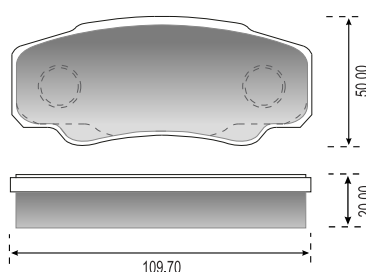
12876

DUCATO con sensor pin macho
Sistema: Bosch



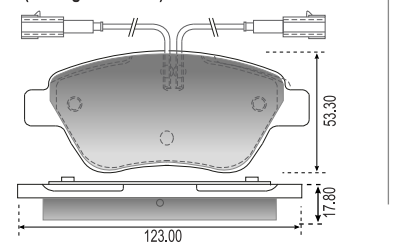
12887

DUCATO 10/14 - 11/15 Sistema: Bosch



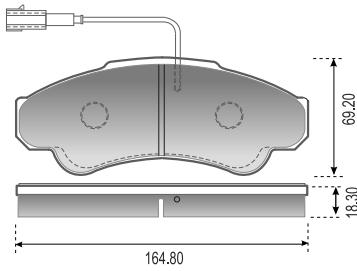
12890

STILO 1.2 16V, 1.4 16V, 1.8 8V, 1.8 16V, 1.9 JTD, 2.4 20V
500 1.4 16V (Cult - Lounge - Sport) - BRAVO 1.4 16V,
1.6D Multijet - PUNTO III - GRANDE PUNTO 1.2, 1.4 16V,
1.4 MPI 8V, 1.3D Multijet con sensor pin macho
QUBO 1.4, 1.3 D - 500 1.4 8V FIRE EVO, 1.4 16V
Multiair (Dualogic / Manual) Sistema: Bosch



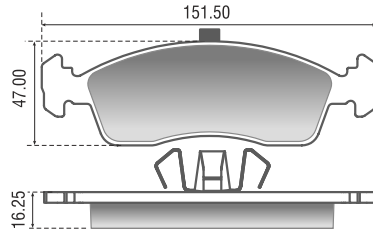
12898

DUCATO 2.3JTD Furgon Maxicargo, Furgon Largo Corto, 2.3D Combinato (10>) 2.8 JTD MAXI (Serie 18)
Sistema: Brembo



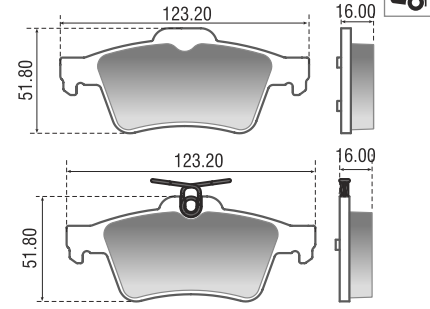
12925

UNO ATTRACTIVE 1.4 EVO 4P - UNO VIVACE 1.0 EVO 4P - UNO WAY 1.0, 1.4 EVO 4P (10>) - GRAND SIENA ATTRACTIVE/TETRAFUEL 1.4 8V (12>) - PALIO ATTRACTIVE 1.0 EVO, 1.4 EVO (12>) Sistema: ATE



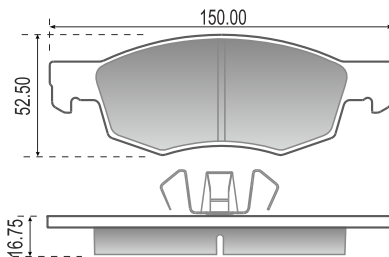
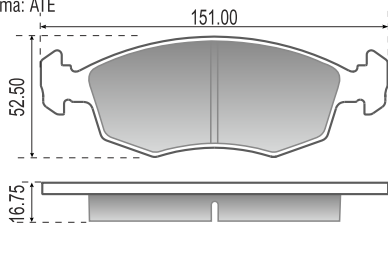
12926

CROMA 1.8, 1.9, 2.2 (05>)



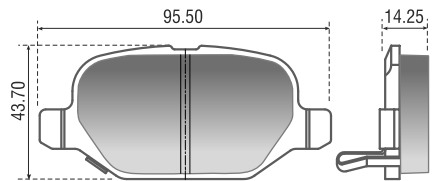
12947

GRAND SIENA 1.6L 16V (13>) - FIORINO 1.4 MPI 8V (14>) - STRADA - ADVENTURE 1.8 (14>) - PUNTO - DOBLO 1.4 16V, 1.8 (09>)
Traba guía de pistón: ø 50.3 mm
Sistema: ATE



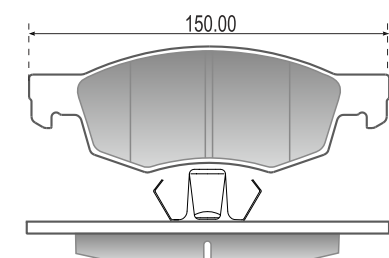
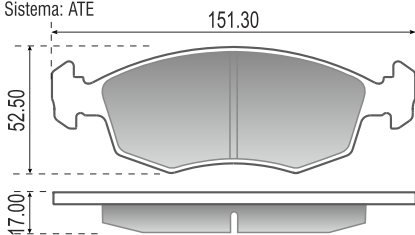
12959

500 - PUNTO (2008>)
Sistema: LG



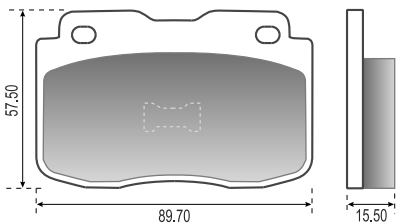
12947A

GRAND SIENA - DOBLO 1.3 16V, 1.6 16V, 1.8 8V (02>09)
Traba guía de pistón: ø 43 mm
Sistema: ATE



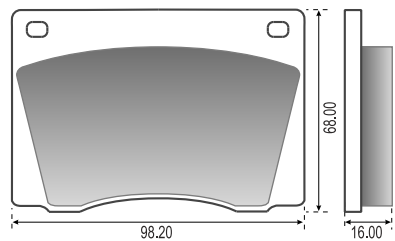
12014

PAMPA 4x2 (81>83) - BELINA II - 4x4 - CORCEL II DEL REY (80>89)
Sistema: ATE



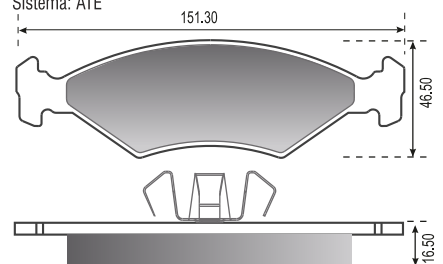
12025

FALCON (74>80) - RANCHERO - FAIRLANE (71>91)
Sistema: Varga



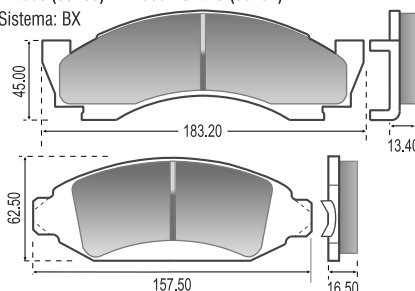
12026

COURIER 1.6 (09>) - FIESTA 1.0 SOHC Supercharger FIESTA 1.6 SOHC (09>)
Sistema: ATE



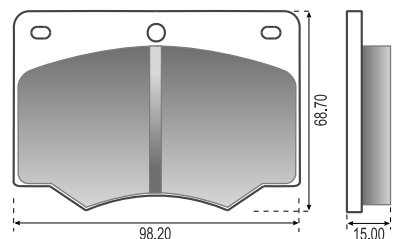
12028

F-100 - F-150 - F-150 4X4 - F-150 RANGER (79>83) F-2000 (80>85) - F-1000 TURBO (90>94)
Sistema: BX



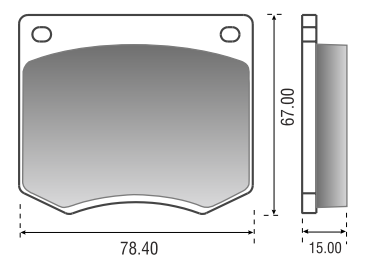
12030

TAUNUS L - GHIA - GL - GT - SP (76>85)
Sistema: Varga



12031

TAUNUS Importado
Sistema: Varga



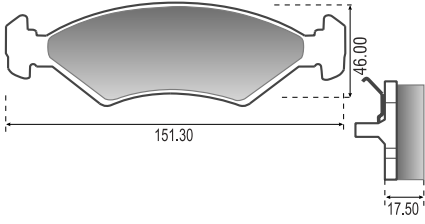
Pastillas para Freno / Brake Pads

FORD

12032

SIERRA L 1.6 (85>) - XR4 - ESCORT 1.6,1.8 - XR3 (>92) - ORION 1.6 DL, L, GL, GHIA (95>) - HOBBY - VERONA GL (89>93)

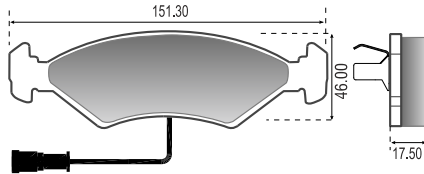
Traba guía de pistón: \varnothing 43 mm
Sistema: ATE



12032B

ESCORT 1.6, 1.8 (83>92) - HOBBY (93>96) - XR3 (84>92) - SIERRA 2.3 - VERONA (1 sensor)

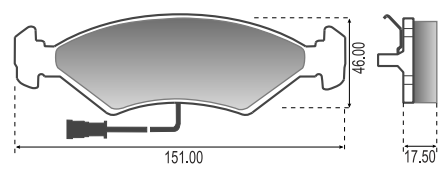
Traba guía de pistón: \varnothing 43 mm
Sistema: ATE



12033

ESCORT XR3 GHIA - SIERRA GHIA - XR4 2.3 VERONA GLX (84>) (2 sensores)

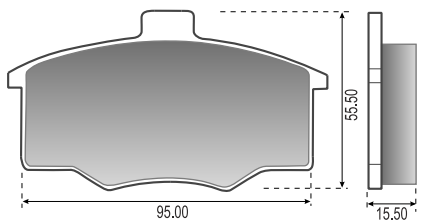
Traba guía de pistón: \varnothing 43 mm
Sistema: ATE



12048

DEL REY (84>91) - PAMPA 4X2, 4X4 - SCALA (84>)

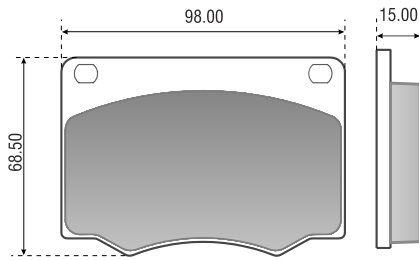
Sistema: Varga



12060

TAUNUS, GRANDA, CORTINA

Sistema: Varga

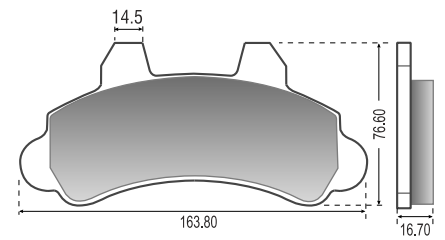


12066

F-1000 (99>) - F-100 4X4 4.3 TD, XL, XLT (97>)

F-1000 TURBO (94>)

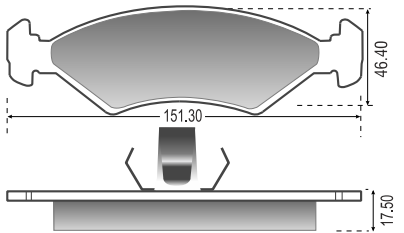
Sistema: BX



12067

FIESTA 1.4 16V (97>99), 1.6 (99>), 1.8D (00>) KA - COURIER 1.3, 1.3i, 1.4 16V (97>99), 1.6, 1.6 16V (99>)

1.8D (97>) (Araña Larga) Traba guía de pistón: \varnothing 43 mm
Sistema: ATE

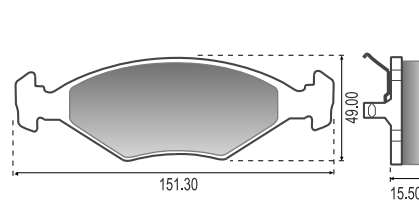


12073

GALAXY 2.0 GHIA - VERSAILLES GL, GLS (90>94)

Traba guía de pistón: \varnothing 37 mm

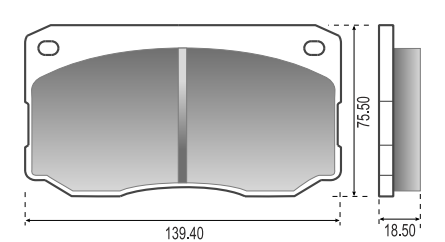
Sistema: ATE



12081

F-400 (92>) - F-4000 (85>98) - F-4000 TURBO (96>)

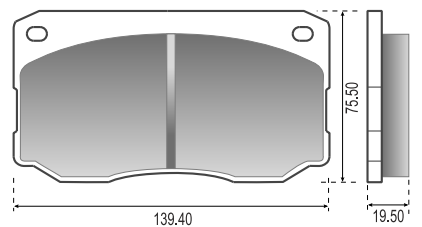
Sistema: Varga



12081A

F-4000 TURBO (96>98)

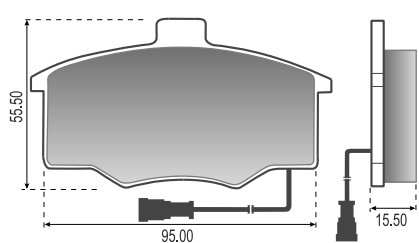
Sistema: Varga



12082

DEL REY (84>91) - PAMPA 4X2, 4X4 - SCALA (84>)

Sistema: Varga

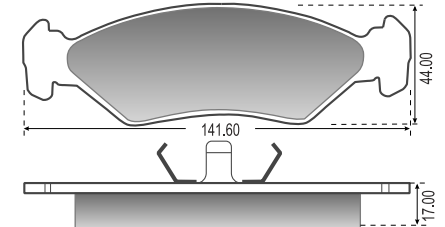


12084

FIESTA 1.3 (95>00) - COURIER 1.3, 1.3i, 1.4 16v (97>), 1.6, 1.6 16v (99>), 1.8D (97>) - KA 1.0,1.3 (97>)

Traba guía de pistón: \varnothing 37 mm

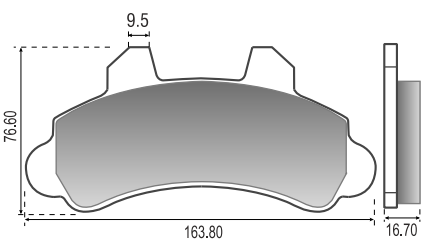
Sistema: ATE



12087

F-1000 4X4 (93>94)

Sistema: BX

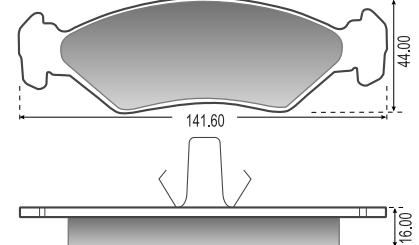


12090

FIESTA - KA - COURIER - ESCORT - VERONA (Araña Chica) (99>)

Traba guía de pistón: \varnothing 36 mm

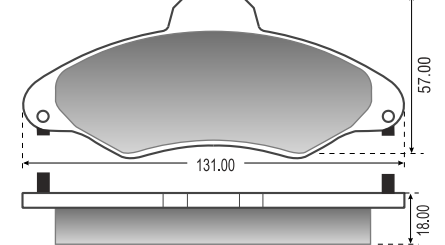
Sistema: ATE



12097

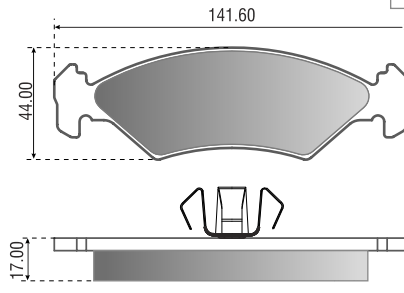
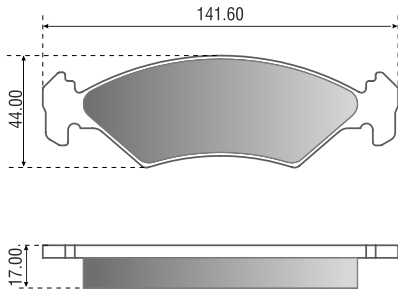
ESCORT 1.6, 1.8 16V (94>) - VERONA 1.6, 1.8 (94>96)

Sistema: BX

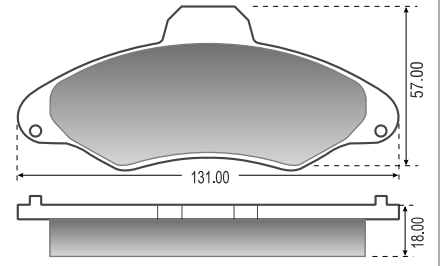


12090A

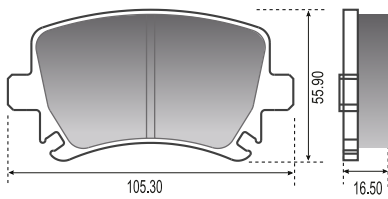
FIESTA 1.0 SOHC - KA 1.0, 1.3 (09>), 1.6 (11>) - Traba guía de pistón: ø 41 mm Sistema: ATE


12097N

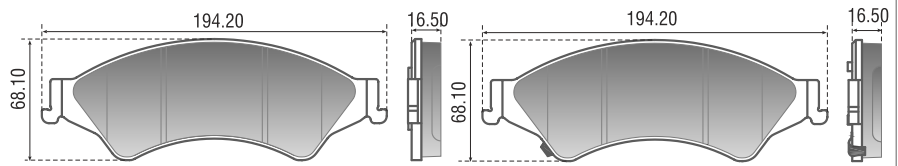
ESCORT 1.6, 1.8 (93>96) Sistema: BX


12228

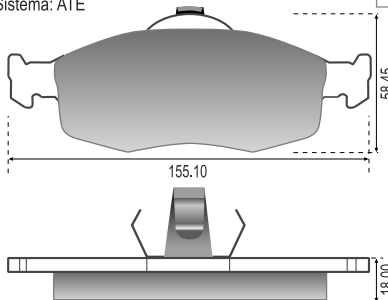
GALAXY 2.0, 2.3 (95>06) Sistema: LG


12235

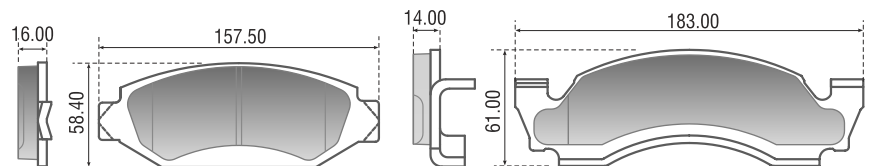
RANGER 3.2 4x4 (2013>)


12240

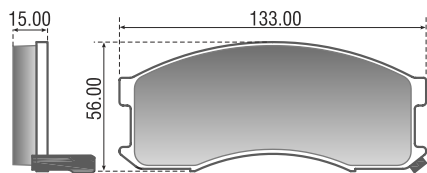
MONDEO 1.8 CL, CLX TD s/sensor Sistema: ATE


12246

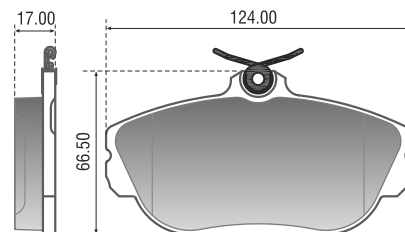
BRONCO 2.9 (88>93) - ECONOLINE 4.9 - F-150 5.8


12249

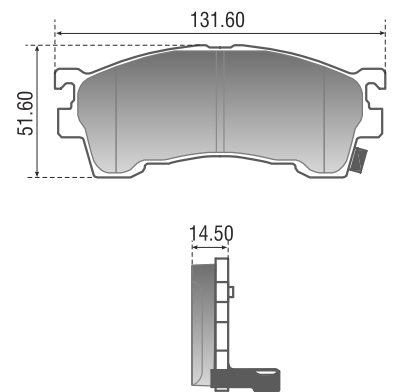
PROBE 2.2, 3.0 V6


12260

TAURUS (94>02) - TAURUS SW (91>95) - WINDSTAR (95/97)

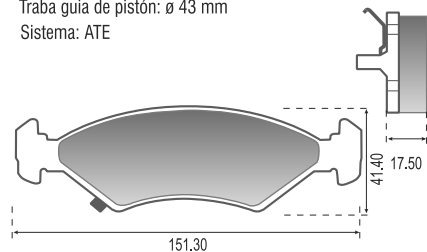

12264

PROBE (93/97) - LASER - ALLEGRO 1.8

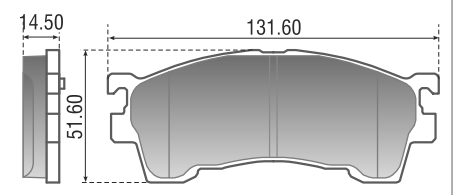
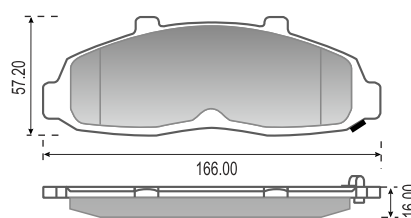

12267

SIERRA L 1.6 (85>) - XR4 - ESCORT 1.6, 1.8 - XR3 (>92) - ORION 1.6 DL, L, GL, GHIA (95>) - HOBBY - VERONA GL (89>93)

Traba guía de pistón: ø 43 mm Sistema: ATE


12268

F-150 (97>08) - F-150 4X4 (99>03) - LOBO (97>03)

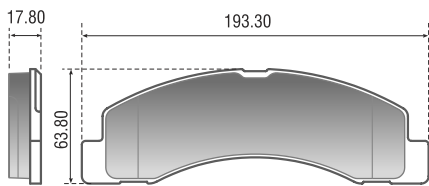


Pastillas para Freno / Brake Pads

FORD

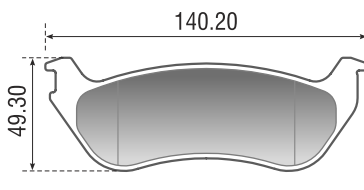
12275

EXCURSION (01>05) - F100 4x2, 3.9 TD - XL - XLT (99>) - F250 XL - XLT (98>) - F250 XLT 4x2 (00>) F350 (98>) - F4000 Turbo (02>) - F4000 Turbo (98>01)
Sistema: Bosch

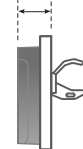


12276

EXPLORER (02>05) - EXPLORER SPORT TRAC (01>08) Sistema: KH

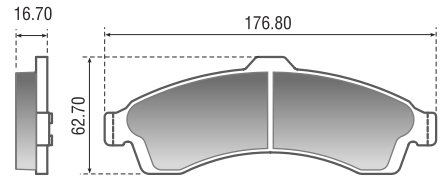


14.60



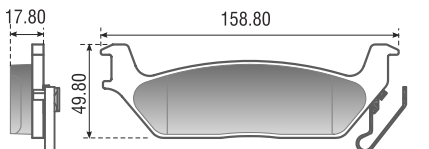
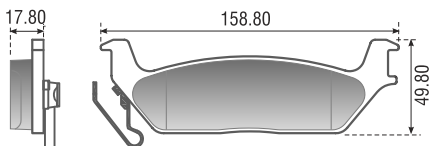
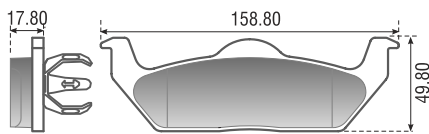
12277

GALAXY



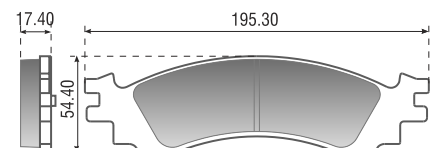
12279

FORTALEZA FX4 (05>) - F-150 (04>08) - LOBO (04>)



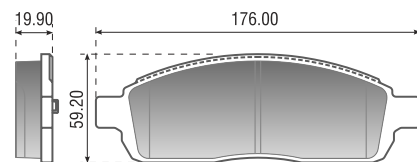
12282

EXPLORER - SPORT TRAC (06>08)



12287

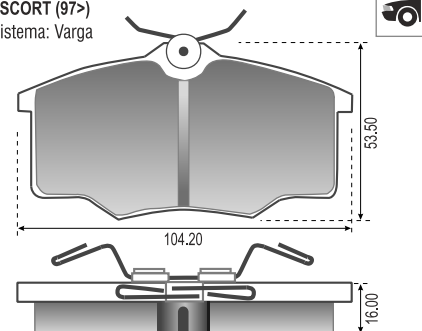
F150 (FORTALEZA) 4x4 (04>08) - LOBO (04>)



12508

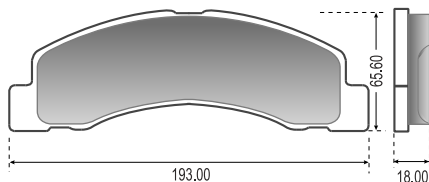
ESCORT (97>)

Sistema: Varga



12514

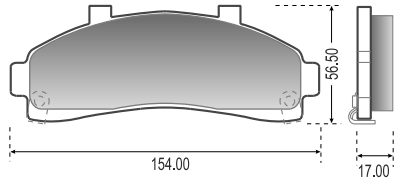
F-100 XL, XLT 3.9 DIESEL SUPER DUTY F-100 XL 4.2 NAFTA SUPER DUTY - F-250 XL / XLT / F-350 (98>) F-4000 TURBO F-4000 (98>02)
Sistema: Bosch



12515

EXPLORER - RANGER (95>)

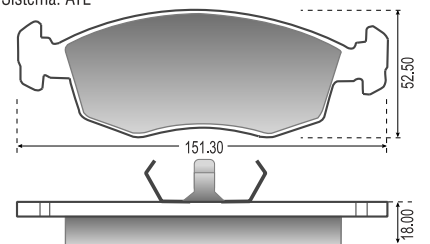
Sistema: BX



12520

ESCORT XR3 (94>) - VERONA 2.0 (93>) - GRANADA (84>92) - ORION (95>) Traba guía de pistón: ø 49 mm

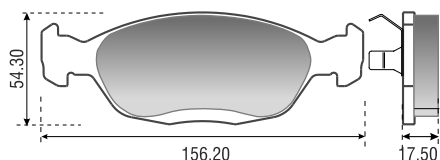
Sistema: ATE



12523

ROYALE (94>96) - GALAXY - VERSAILLES (94>96)

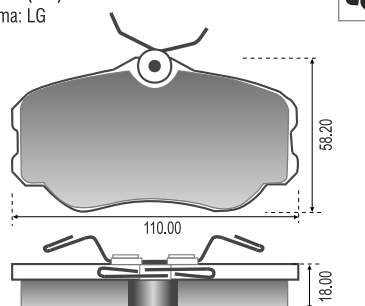
Sistema: ATE



12525

GALAXY (95>)

Sistema: LG

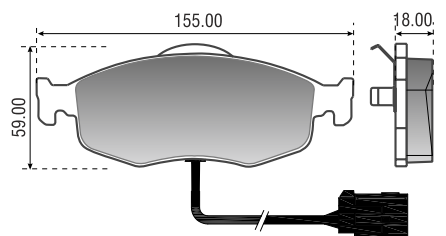


12707A

MONDEO 1.6, 1.8, 2.0 (93>01) - MUSTIQUE (98>00)

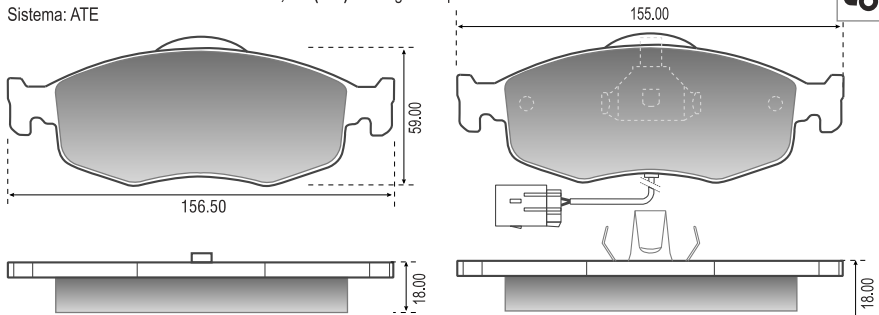
CONTOUR 2.0, 2.5 (94>) cable 220 mm

Sistema: ATE Traba guía de pistón: ø 49 mm

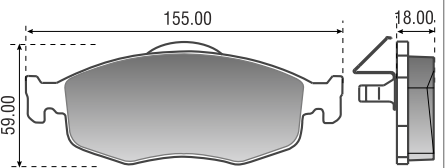


12707

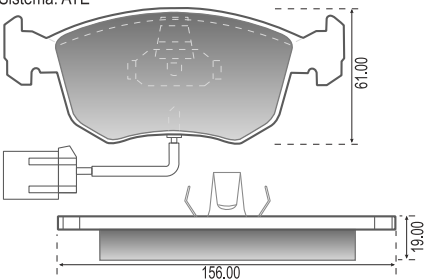
MONDEO 2.0 16V GHIA - CONTOUR 2.0, 2.5 (93>) Traba guía de pistón: \varnothing 49.53 mm
Sistema: ATE


12707N

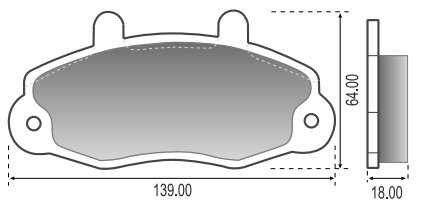
MONDEO 1.6, 1.8, 2.0 (93>01) - COUGAR USA (99>00)
CONTOUR (96>00) - MUSTIQUE 2.0, 2.5 (95>00)
Traba guía de pistón: \varnothing 49.53 mm
Sistema: ATE


12710

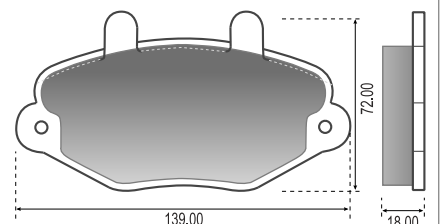
MONDEO 1.8 CL, CLX, TD (94>)
Traba guía de pistón: \varnothing 49.53 mm
Sistema: ATE


12711

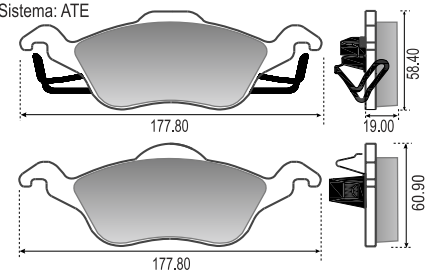
TRANSIT Rodado 14" (91>)
Sistema: BX


12712

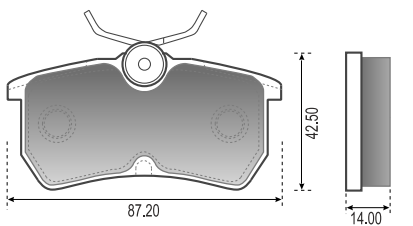
TRANSIT Rodado 15" (91>)
Sistema: BX


12769

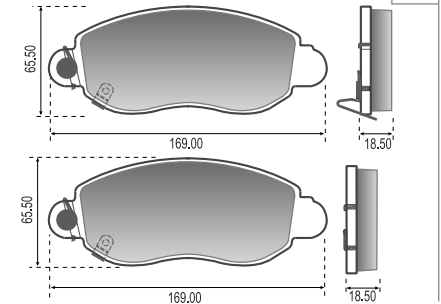
FOCUS 1.6 (98>03) - FOCUS 1.8 TDi GHIA, LX, 1.8i 16V LX, CLX, 2.0i 16V CLX, GHIA (98>08)
Traba guía de pistón: \varnothing 50.80 mm
Sistema: ATE


12770

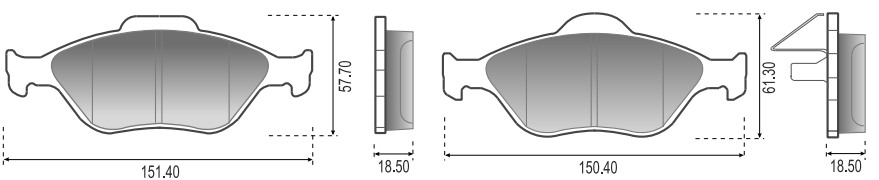
FOCUS 1.8 TDi GHIA, LX, 1.8i 16V LX, CLX, 2.0i 16V CLX, GHIA (98>08)
Sistema: LG


12852

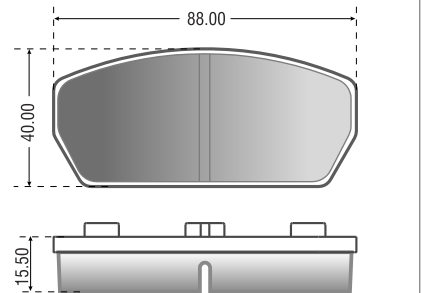
TRANSIT Rodado 16" (00>)


12868

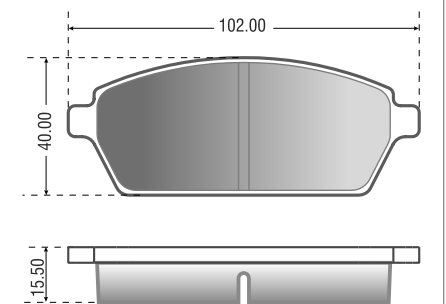
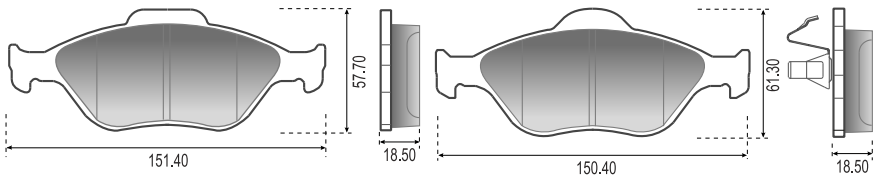
ECOSPORT 1.0 SOHC Supercharger, 1.4D, 1.6, 2.0 (03>02/09) - FIESTA II 1.4D, 1.6 SOHC c/ABS (02>09) - FIESTA SEDAN (08>09)
Traba guía de pistón: \varnothing 43 mm
Sistema: ATE


12869

GALAXY LARGE MPV 1.5 (94>95)


12868A

ECOSPORT - FIESTA II (2009>2012)
Traba guía de pistón: \varnothing 50.3 mm
Sistema: ATE

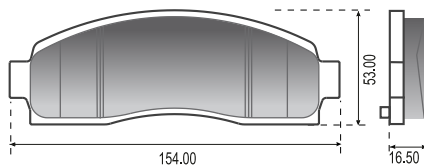


Pastillas para Freno / Brake Pads

FORD

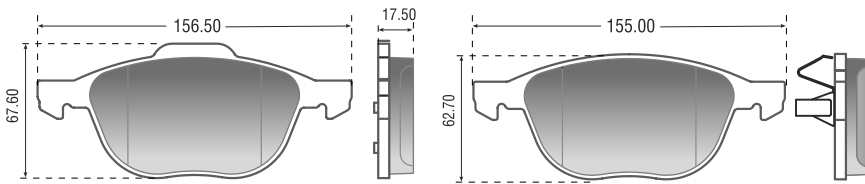
12920

EXPLORER (02>05) - RANGER 2.3L (08>)



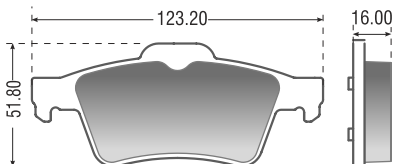
12922

FOCUS (05>07) - ECOSPORT 4x2 1.6, 2.0 (2013>) - AUTOMATICA (09>) - FOCUS II 1.6, 1.8TDCi, 2.0 (2010>), 2.5 (08>) - C-MAX 1.6, 1.8, 2.0 - KUGA I 2.5 turbo 4x4 (10>13) - KUGA II 1.6 GTDI (13>) - Traba guía de pistón: ø 54.00 mm
Sistema: ATE



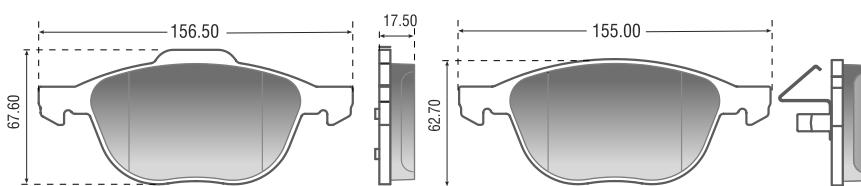
12926

FOCUS II 1.6, 1.8TDCi (2010>), 2.0 FOCUS 1.6 HATCH SEDAN, 2.0 HATCH / SEDAN (08>) - FOCUS SW 2.0 - ZX3 (00>04) / C-MAX (07>) - KUGA I 2.5 turbo 4x4 (10>13) - KUGA II 1.6 GTDI - FUSION - ECOSPORT 4x2 / 4x4 (13>)
Sistema: ATE



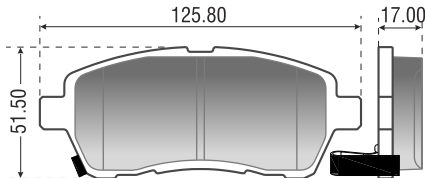
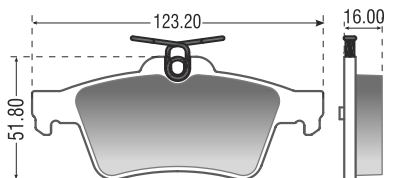
12922A

FOCUS 1.6, 2.0 (08>) - ECOSPORT 2.0 16V (Automática) (05>09) Traba guía de pistón: ø 45.00 mm
Sistema: ATE



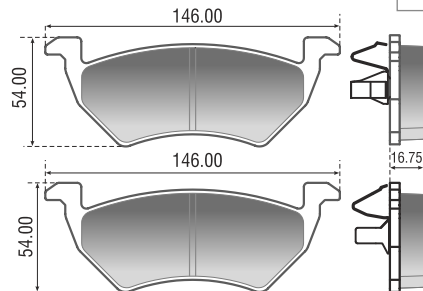
12933

FIESTA KINETIC DESIGN 1.6 (12>) SIGMA 1.5 16V FLEX (13>) - KA 1.0, 1.5 (14>) - KA KINETIC DESIGN 1.5 TIVCT 16V
Sistema: Bosch



12936

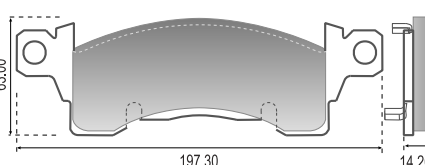
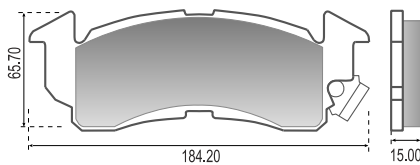
ESCAPE (08>09) - ESCAPE 4X4 (05>09)



GENERAL MOTORS

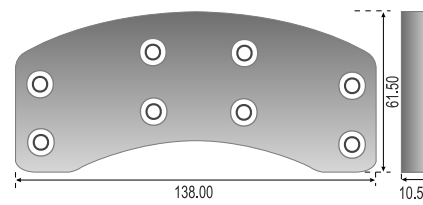
12001

PICK UP C10 SEVEL (86>) - ASTRO VAN 2WD (85>95) - C10 (72>86) - C20 (85>87) - C30 (80>91) G20(76>94) - CAPRICE (77>82) - CHEVELLE (71>75) - CHEVY NOVA (73>79) - IMPALA (71>78) MALIBU (70>78) - SUBURBAN 5.7L (87-91)
Sistema: BX



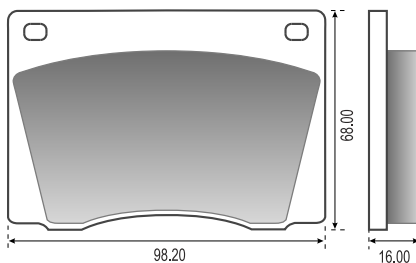
12002

PICK-UP s/respaldo (93>)
Sistema: BX



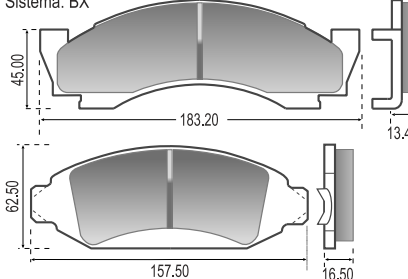
12025

CHEVY SS (74>78), 400 RALLY
Sistema: Varga



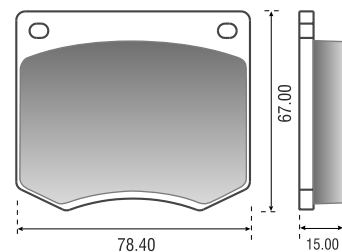
12028

PICK UP A/C/D-10 - BONANZA (90>94) - VERANEIO (79>94) - A/C/D-20 (85>93) - A/C/D-14, C/D-15 (79>85)
Sistema: BX



12031

CARAVAN
Sistema: Varga



12039

OPEL K 180 (73>78)
Sistema: BX

12048

IPANEMA - KADETT 1.8 GSI (90>96) - KADETT GSI
MONZA EFI (92>95), 1.6, 1.8, 2.0 (89>96)
Sistema: Varga

12060

GM CARAVAN - COMODORO - OPALA (77>92) -
DIPLOMATA (79>83)

Sistema: Varga

12066

PICK UP C20 / D20 / A20 (97>99)
BONANZA (94>97) - SILVERADO (97>99)
VERANEIO (94>97)
Sistema: BX

12071

CHEVETTE (80>) - CHEVY 500 - HATCH -
MARAJO (73>93)
Sistema: ATE

12082

IPANEMA - KADETT 1.8 GSI (90>96) - KADETT GSI
MONZA EFI (92>95), 1.6, 1.8, 2.0 (89>96)
Sistema: Varga

12087

PICK UP C20 / D20 / A20 (93>94)
Sistema: BX

12091

CORSA - KADETT (>91) - OMEGA (>89)
VECTRA (>92) - Línea Opel Alemán

12093

PICK UP LUV 1.6, 2.0, 2.3 (87>99)
Sistema: AK

12095

AGILE 1.4 (09>11) - CORSA 1.0 (94>00), 1.4, 1.6
(94>09) - PICK-UP 1.5 (95>09) - CELTA 1.0 (00>09) -
TIGRA (99>) - CLASSIC (02>11) - PRISMA (07>11)
Traba guía de pistón: ø 37.00 mm Sistema: ATE

12095A

AGILE LTZ FLEX 1.4 (09>) - CELTA 1.0 (09>), 1.4 (11>)
CORSA 1.4, 1.6 (99>11) - CLASSIC (10>) - PICK-UP 1.6 (99>10)
MONTANA 1.4 8V (10>) - PRISMA 1.4 8V (09>14) - TORNADO 1.8 (11>)
Sistema: ATE

12237

C30 (73>87) - C35 DRW (94>95) - P30 (88>95) - P30
(97>03)

12243

BERETTA 2.2, 2.3, 2.8, 3.1 - CAVALIER 2.2, 3.1

12245

PICK-UP C1500 / C2500

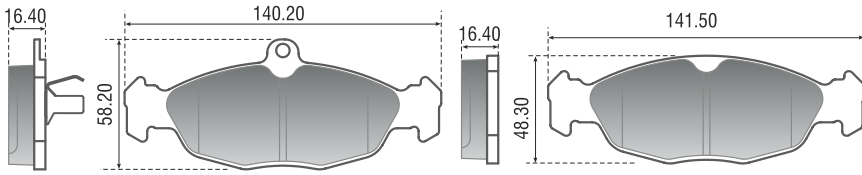
12263

LUMINA - CAMARO Z-28 (95>97) - EIGHTY EIGHT (94>95)
LUMINA APV (95>96) - SILHOUETTE (94>95)

Pastillas para Freno / Brake Pads

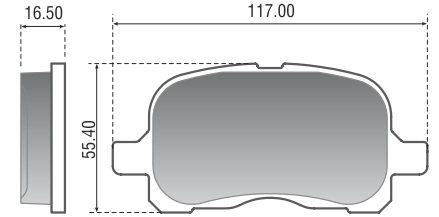
12269

CORSA - VECTRA - ASTRA - TIGRA - COMBO - CHEVY SWING (94>02) - MONZA (97>02)
Sistema: ATE



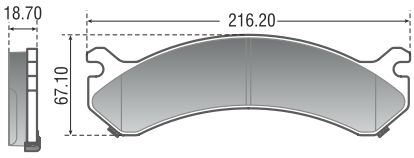
12271

PRIZM (97>02)



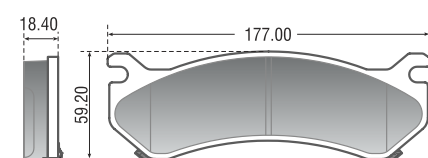
12273

C3500 HD (01>) - AVALANCHE 2500 (02>06) - C-35 (01>06)
EXPRESS CARGO VAN 250 (03>06) - VAN 2500 (03>08) -
EXPRESS 3500 (03>) - SILVERADO 1500 (01>) - 1500 HD (01>07) -
2500 (99>04) - 2500 HD (01>) - 3500 (01>) - 3500 HD PBT 12000
(07>) - SUBURBAN 2500 (00>) - SAVANA 2500 - 3500 (03>) -
SIERRA 1500 (00>03) - 1500 HD (01>07) - 2500 (99>04) -
2500 HD (01>) - 3500 (01>07) / HD (07>) - YUKON XL 2500 (00>)



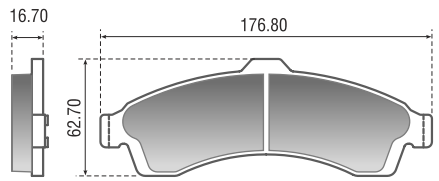
12274

ASTRO - AVALANCHE 1500 (02>) - 1500 4WD - 1500 RWD
2500 (02>06) - C-15 - C-20 - EXPRESS CARGO VAN 1500 -
EXPRESS 1500 - 2500 - SILVERADO 1500 /1500 HD /2500 HD
(01>07) - 2500 (99>04) - 3500 (04>07) - SUBURBAN 2500
(00>07) - SIERRA 1500 (00>02) - 2500 (99>04) - 3500 (04>) -
SIERRA 1500 HD - 2500 HD (01>06) - SAVANA 1500/2500 - SAFARI
(03>05) - YUKON 1500 XL (00>96) - 2500 XL (00>07)



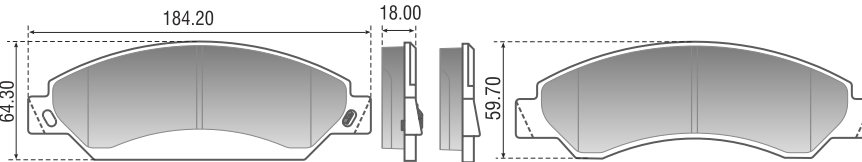
12277

SRR (04>05) - TRAIL BLAZER (02>05)



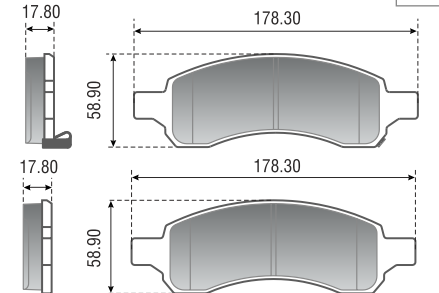
12281

C-15 SIERRA (07>) - C-15 SILVERADO (05>09) - C-20 (05>06) - EXPRESS CARGO VAN 250 4X4 - 4X2 (07>) - SILVERADO -
1500 (08>) / 2500 (05>07) / 2500 CABINA EXTENDIDA (05>06) - SUBURBAN (07>09) - TAHOE (07>09) - AVALANCHE 4X2 (07>07)
4X4 (07>09) - YUKON (07>09)



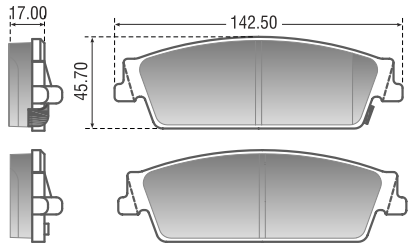
12283

ACADIA 3.6 (07>09) - TRAILBLAZER (06>07)



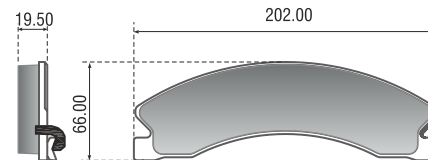
12284

AVALANCHE 4X2 (07) - AVALANCHE 4X4 (07>09)
C-15 SIERRA (07>) - C-15 SILVERADO (07>09)
GM EXPRESS CARGO VAN 250 4X4 - 4X2 (07>)
TAHOE (07>09) - YUKON (07>09) -



12286

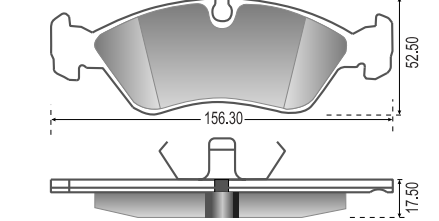
C2500 - C3500 - EXPRESS 3500 - 4500 - SILVERADO 2500
HD - 3500HD - SAVANA 3500 - 4500



12500

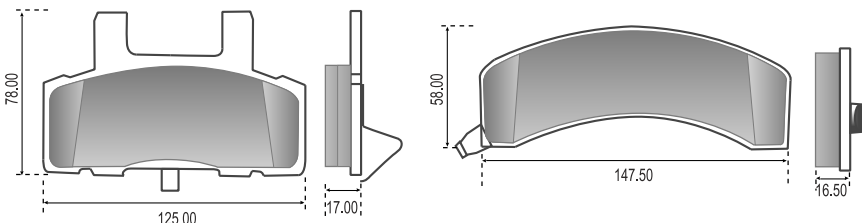
VECTRA 2.0 CD, GLS, GSI 16V, 2.2 GLS, 16V (93>96)
OMEGA - SUPREMA 2.0 GL, GLS, 2.2GL, GLS (93>95)

Traba guía de pistón: ø 43.00 mm
Sistema: ATE



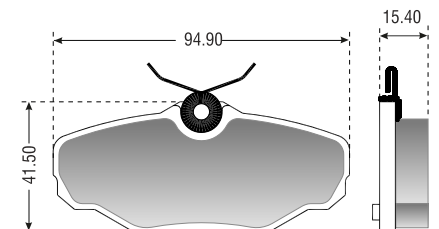
12369

BLAZER - PICK UP (92>96)



12503

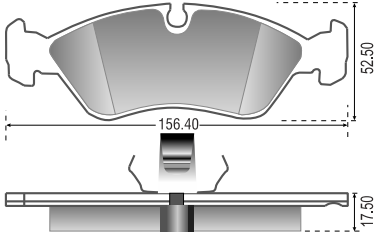
KADETT GSI (92>95) - MONZA 2.0 EFI (92>96)
Sistema: Varga



12505

ASTRA 2.0 - VECTRA 2.0 GL, GLS, 2.2 CD 16V, GL, GLS, GLS 16V (96>) - OMEGA - SUPREMA 2.2 GLS (95>98) Traba guía de pistón: \varnothing 43.00 mm

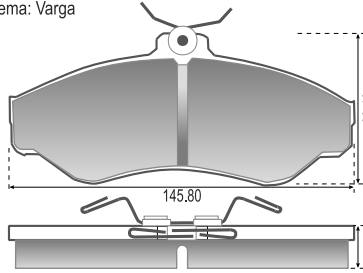
Sistema: ATE



12507

S10 4X2 (95>) - S10 4X4 (05>) - BLAZER 4X2 (95>) BLAZER 4X4 (05>)

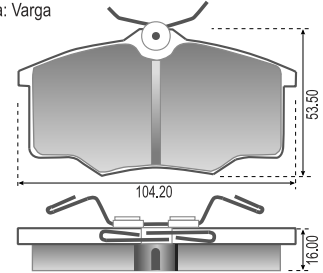
Sistema: Varga



12508

CORSA 1.0 (96>00), 1.4 (96>99), 1.6 (96>02) - PICK-UP 1.6 (96>09), 1.4 (96>99) - IPANEMA - KADETT 1.8, 2.0 (96>98)

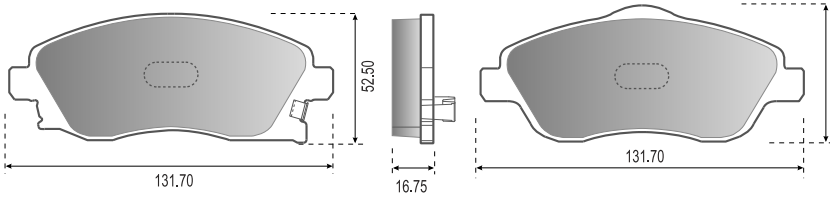
Sistema: Varga



12517

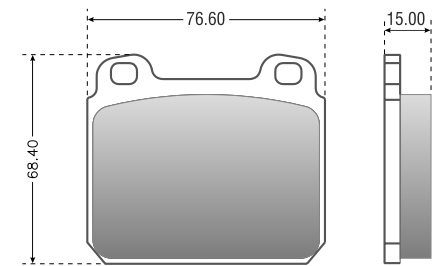
CORSA II 1.0, 1.8 (02>) - MONTANA 1.8 (12>) - TORNADO (04>10)

Sistema: Varga



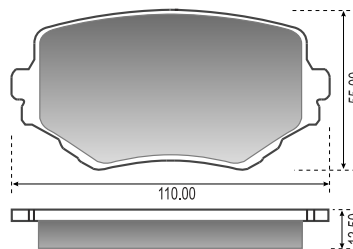
12531

CARAVAN todos - COMODORO - DIPLOMATA OPALA todos (79>92) Sistema: ATE



12680

GRAND VITARA - TRACKER 5 P 2.0 TD 4X4 (01>)

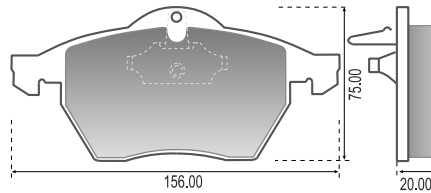


12731

VECTRA 2.0 CD 16V (96>98), GLS 2.2 16V (99>), 2.0 CD TD, 2.2 CD 16V (98>), 2.5 CD 24V (99>)

Traba guía de pistón: \varnothing 45.97 mm

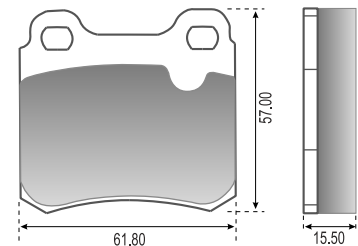
Sistema: ATE



12733

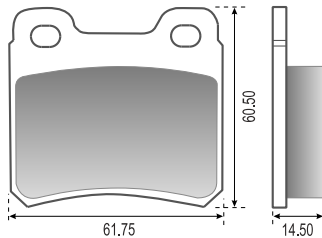
VECTRA 2.0 16V CD, GLS, GSi (93>96)

Sistema: ATE



12734

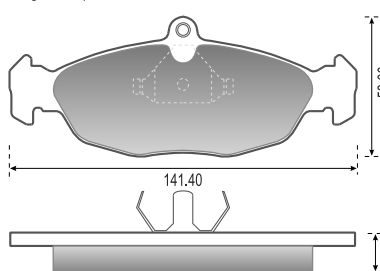
OMEGA - SUPREMA 2.0, 3.0 GL, GLS (92>95), 2.2 GL, GLS (94>98) - VECTRA 2.0 16V TD, 2.0 GL, GLS, CD (96>), 2.5 CD (99>) - ZAFIRA 2.0 GL 8V, GLS 16V (01>) - MERIVA (02>) Sistema: ATE



12781

COMBO - TIGRA (98>)

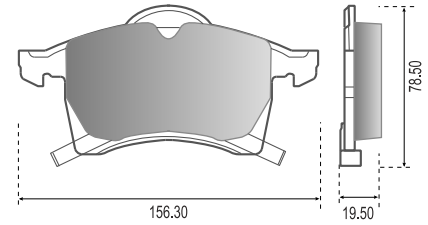
Traba guía de pistón: \varnothing 37.00 mm



12843

ASTRA 2.0 16V - MERIVA 1.8 Rodado 15" (01>) VECTRA CD 2.0, 2.2 16V, GLS 2.0 (02>) - ZAFIRA 2.0 8V GL / 2.0 16V GLS (01>) Sistema: ATE

Traba guía de pistón: \varnothing 43.00 mm

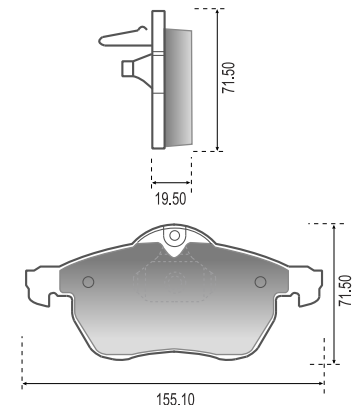
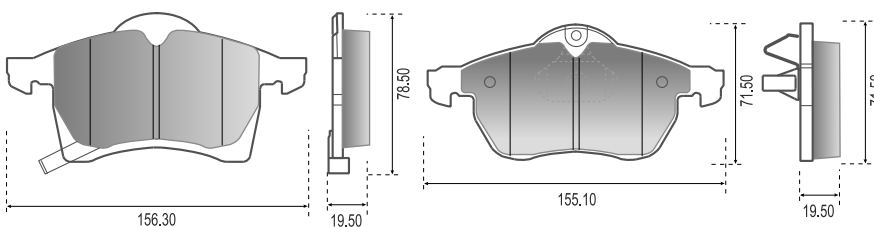


12843A

ASTRA 2.0 8V - MERIVA 1.4 8V (10>13) - VECTRA 2.0 (05>12) - ZAFIRA 2.0 16V, 8V (03>12) Rodado 15"

Traba guía de pistón: \varnothing 54.00 mm

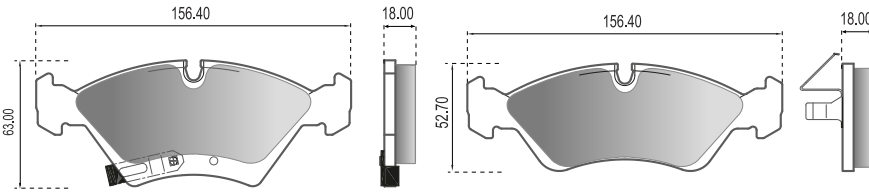
Sistema: ATE



Pastillas para Freno / Brake Pads

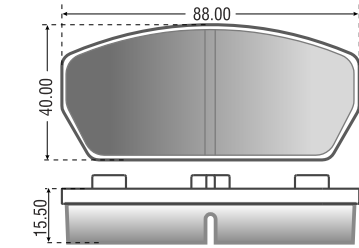
12865

MERIVA 1.8 - Rodado 14" / 1.8 8V Rodado 15" (07>) - ZAFIRA 2.0 8V Rodado 14"
Traba guía de pistón: ø 43.00 mm
Sistema: ATE



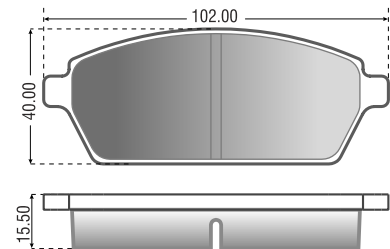
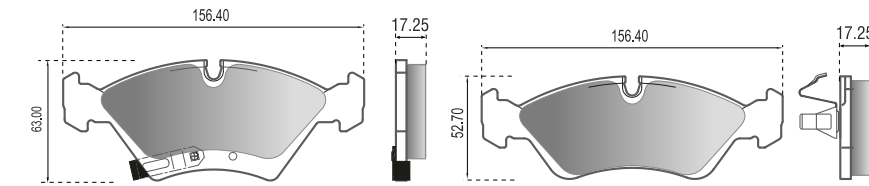
12869

OPEL RASCAL VAN 1.0 (90>95)



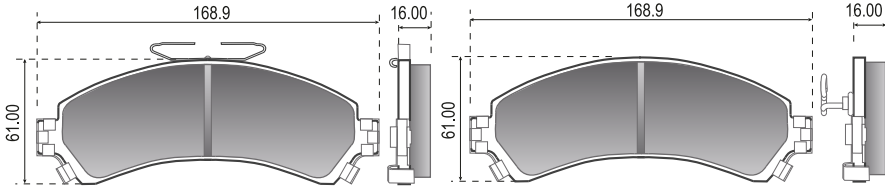
12865A

MERIVA 1.8 (10>) - ZAFIRA 2.0 8V
Traba guía de pistón: ø 50.3 mm
Sistema: ATE



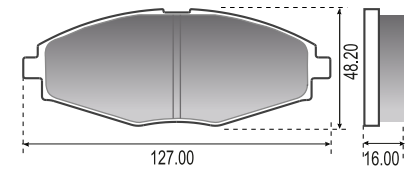
12886

BLAZER / GRAND BLAZER / GM S 10 - 4X4 - 4X2
Sistema: Delphi



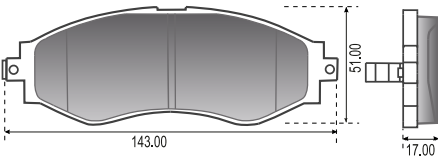
12913

SPARK (2008>)
Sistema: AK



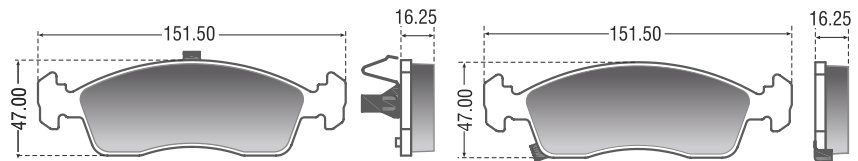
12914

AVEO 1.6 16V (2008>)
Sistema: AK



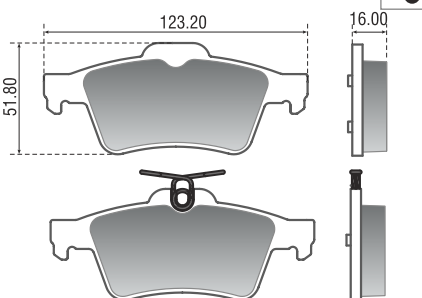
12925D

COBALT LS / LT / LTZ 1.4 8V s/ABS - LT / LTZ 1.8 8V, 1.3 TD s/ABS (2012>) - ONIX / PRISMA LS / LT 1.0 8V (2013>) - LT/LTZ 1.4 8V (2013>) Sensor metálico Sistema: ATE



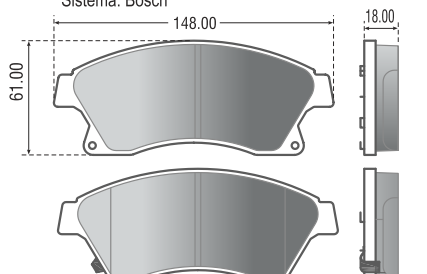
12926

VECTRA Sistema: ATE



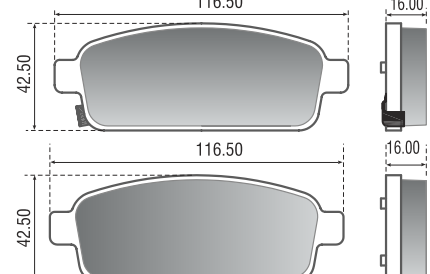
12928

CRUZE LT / LTZ 1.8 16V (11>), 2.0D - SONIC (12>) - TRACKER 1.8 16V (13>) (4x2 / 4x4)
Sistema: Bosch



12929

CRUZE LT / LTZ 1.8 16V (11>), 2.0D - ASTRA - TRACKER 1.8 16V (4x4) Sistema: Bosch
116.50



12938

SONIC LT / LTZ 1.6 16V (2012>) - AVEO - SPIN LT / LTZ 1.3 TD, 1.8 8V (2012>) - COBALT LS / LT / LTZ 1.4 8V c/ABS LT / LTZ 1.3 TD, 1.8 8V c/ABS (2012>)

12940

S10 2.8TD (4x2 / 4x4) (13>) S10 2.4 FLEXPAPER (4x2) - TRAILBLAZER 2.8 CDTi, 3.6 V6 (12>) Sistema: ATE

12958

SAIL

12960

CAPTIVA 2.4, 3.6, 2.2 D (09>)

12961

CAPTIVA 2.4, 3.6, 2.2 D (09>)

12029

CARAJÁS (todos) - TOCANTINS
Sistema: ATE

12092

X12 - XEF
Sistema: ATE

12241

ACCORD 1.6, 1.8 - CIVIC 1.3 - 1.4 - 1.5 - 1.6 (82>92) - CIVIC DX - LX (91>96)
Sistema: AK

12248

ACURA - ACCORD 2.0, 2.2, 2.3 (88>) - CIVIC 1.5, 1.6, 1.8, 2.0 (90>93) - FIT 1.4 - LEGEND - PRELUDE 1.8 - CRV 2.0 HR-V - ODYSSEY 2.2, 2.3 - INTEGRA Sistema: AK

12262

CIVIC (94>96) - CIVIC (99>00) - CIVIC DEL SOL (95>97) - CR-V (98>)

12270

ACCORD 1.8 - CIVIC 2.0
Sistema: AK

12289

CR-V 2.0 i-VTEC 16V 4WD, 2.2 i-CTDi 16V 4WD (07>12) - 2.4 i-VTEC 16V 2WD / 4WD (07>12) - 2.3 2WD / 4WD (12>) - HR-V (2015>) - ODYSSEY (05>)
Sistema: AK

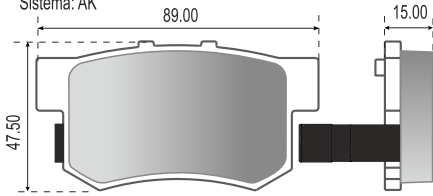
Pastillas para Freno / Brake Pads

HONDA

12714

CR-V (02>) - ELEMENT (03>11) - ODYSSEY (95>98) - SHUTTLE - CIVIC 1.8 LXS, 2.0 LXR (13>) - PRELUDE (94>01) - NSX-X - ACCORD (90>) - LEGEND

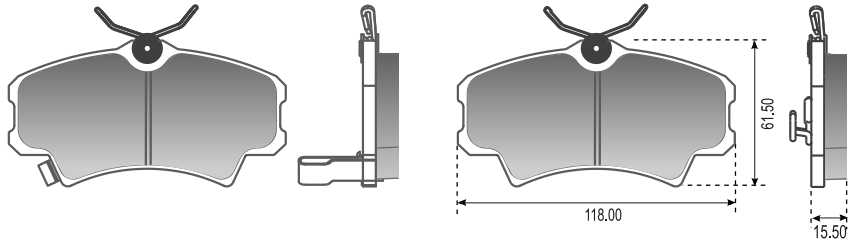
Sistema: AK



12878

CIVIC (06>11) BRASILERO - CIVIC 1.6 16V EX / LX / LXB (99>00) - CIVIC 1.7 16V EX / LX / LXB (01>07)

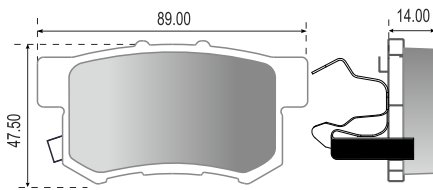
Sistema: Varga



12714A

CR-V 2.0 i-VTEC 16V 4WD, 2.2 i-CTDi 16V 4WD (07>12) 2.4 i-VTEC 16V 2WD / 4WD (12>) - CIVIC - CR-V (05>06)

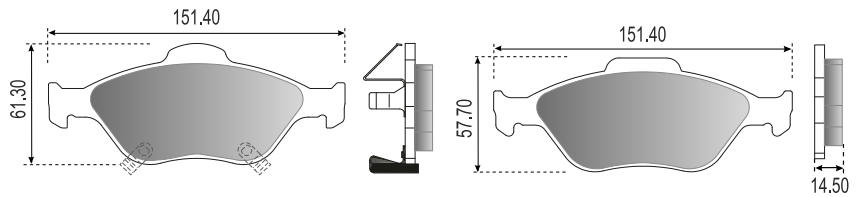
Sistema: AK



12882

FIT LX, LXL 1.4 8V (03>08) - EX 1.5 16V (03>08)

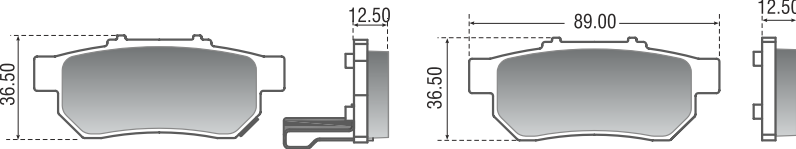
Sistema: AK



12923

CITY 1.4, 1.5 (05>10) - FIT (JAZZ) 1.3, 1.4 16V - 1.5 16V (09>) - CIVIC 1.3 - 1.6 16V (91>96) - LEGEND - ACCORD 1.8, 2.0 - PRELUDE 2.0 - ODYSSEY - STREAM - CRV - CORCERTO

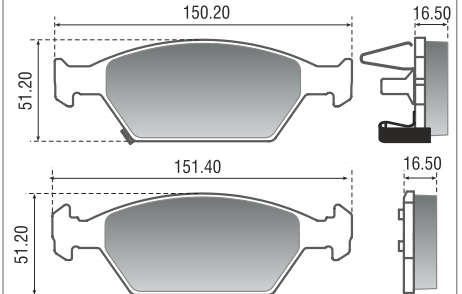
Sistema: AK



12924

CITY 1.5 (09>10) - FIT (JAZZ) 1.4 16V - 1.5 16V (09>)

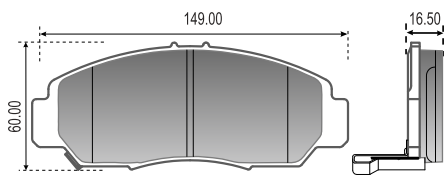
Sistema: ATE



12962

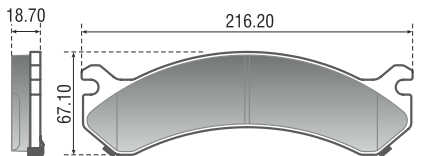
CIVIC (12>)

Sistema: AK



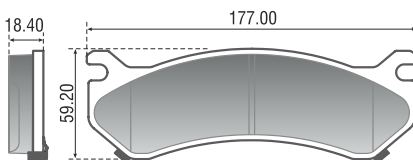
12273

HUMMER H2 (03>07)



12274

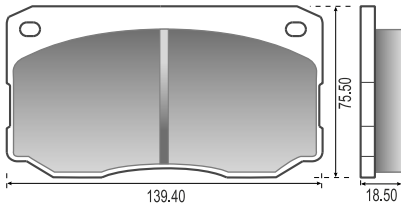
HUMMER H2 (02>06)



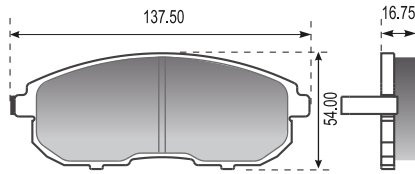
HUMMER

12081

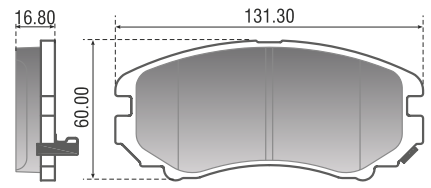
COUNTY MINIBUS (99>) - MIGHTY (88>)
Sistema: Varga


12215

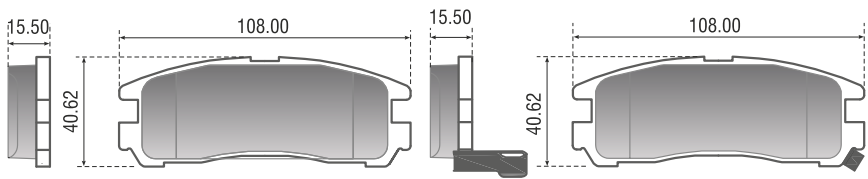
I 30 (00>01) - I 35 (02>03)


12224

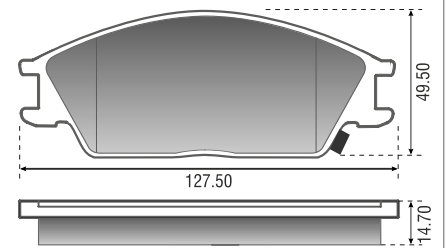
TUCSON 2.0 (04>10) - SONATA (03>05) - SOUL 1.6 (2009>)
AZERA (06)
Sistema: AK


12247

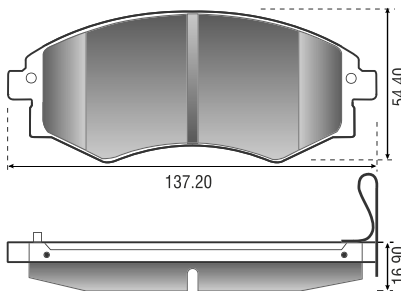
GALLOPER 2.6 - SANTAMO 2.0 (98>)
Sistema: AK


12251

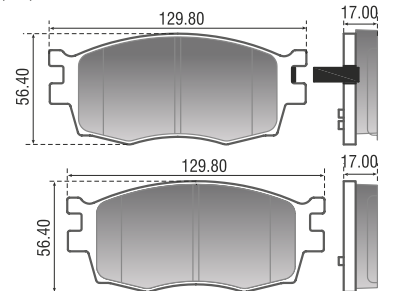
ACCENT 1.3 - 1.5 (94>) - ELANTRA 1.5i (90>) - EXCEL
1.3i - 1.5i (88>95) - SCOUPE (92) - S-COUPE 1.5 (91>96)
STELLAR 1.6 GLS - 2.0 GLS (86>90)


12270

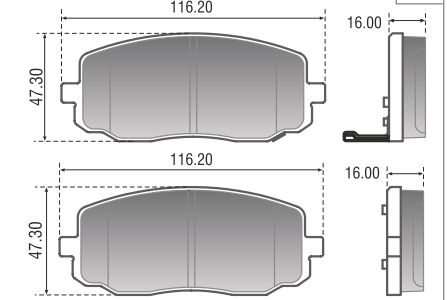
ELANTRA (00) - ELANTRA (96>98) - SONATA (96>97) -
TIBURON (97>99) - SONATA - EXCEL - SANTA FE


12918

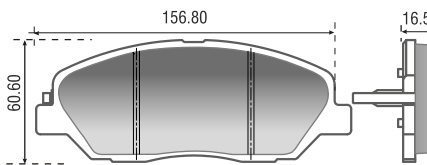
ACCENT III 1.4, 1.5, 1.6 16V - EXCEL - PONY - ERA
(05>) - I20 1.4, 1.6


12930

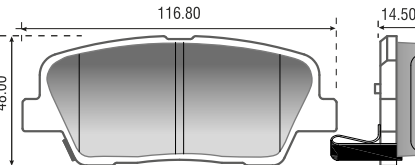
I10 1.1 - 1.2 (07>) - I20 1.2 Sistema: AK


12950

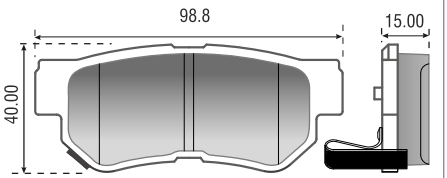
SANTA FE 2.2, 2.4 (06>12), 2.7 V6 (06>), 3.5 V6 (11>) -
GENESIS 3.8 V6 (08>)
Sistema: Mando


12951

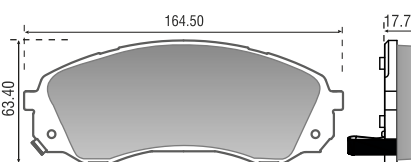
SANTA FE 2.4, 2.7, 3.5 16V 4x4 (10>)
Sistema: AK


12953

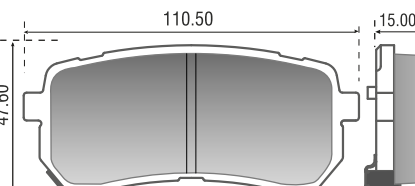
SANTA FE (01>) - AZERA (06>) - ELANTRA (07>) -
SONATA (99>05) - TUCSON (04>)
Sistema: AK


12967

H1 (06>10)


12968

H1 (06>10) - VERACRUZ 3.8 V6 (07>)

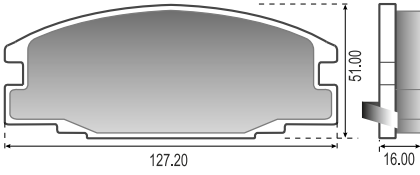


Pastillas para Freno / Brake Pads

ISUZU

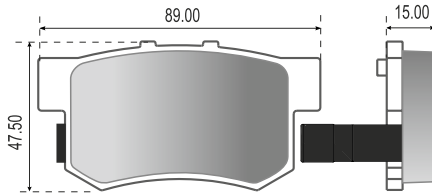
12093

TROOPER 2.3 D (92>), 3.2 V6 (93>) - AMIGO (90>94)
RODEO 2.5, 2.8 (91>), 3.2i, 4WD - PICK-UP DIESEL
Sistema: AK



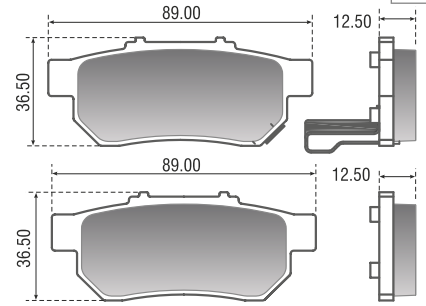
12714

OASIS (96>98)
Sistema: AK



12923

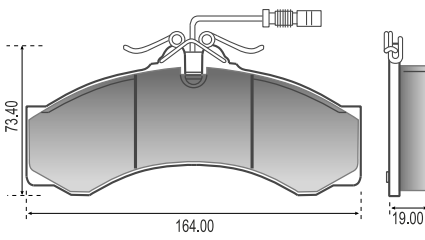
GEMINI 1.6



IVECO

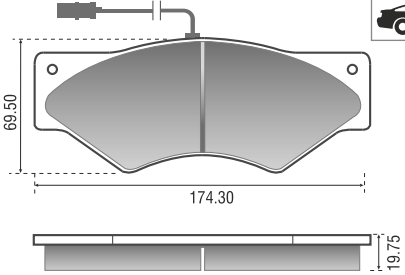
12750

DAILY 35.10 - 49.10 - 49.12 (00>)
Sistema: PT



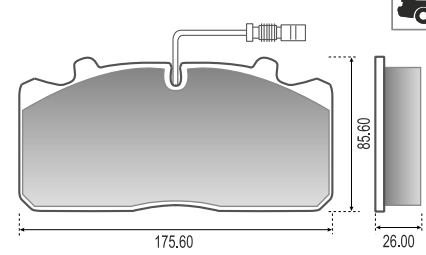
12755

DAILY 59.12 (01>) - 60.12 / 70.12 (03>) - 70.13 (06>07)
SCUDATO 59.12 (01>) Sistema: PT



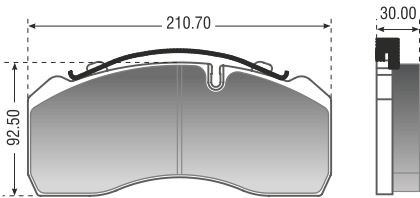
12798

IVECO



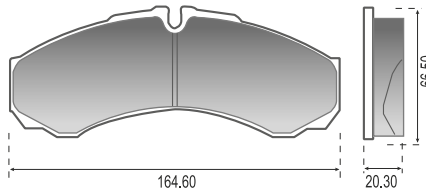
12800

EUROCARGO Llanta 19.5"



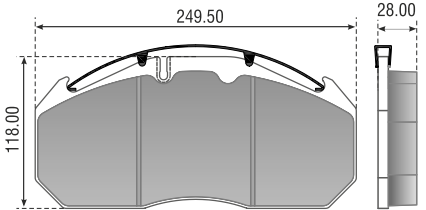
12854

DAILY 35.10, 49.10 (97>), 49.12 (97>), 38.13, 40.13
(05>07), 50.13 (05>07) - DAILY II (00>)



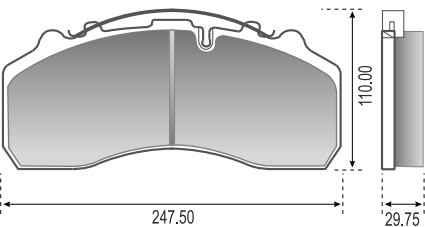
12857

DUMPER 40 Ton



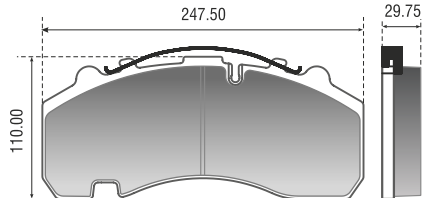
12858

EUROCARGO - EUROTECH - STRALIS - STRATOR
EURO RIDER - EUROSTAR - EUROTRAKKER -
TRAKKER



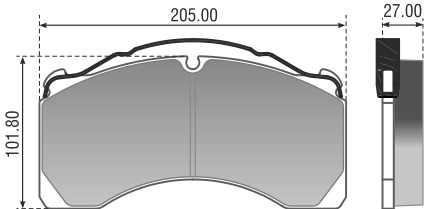
12893

EUROCARGO - EUROTECH - STRALIS
EUROTRAKKER - TRAKKER



12905

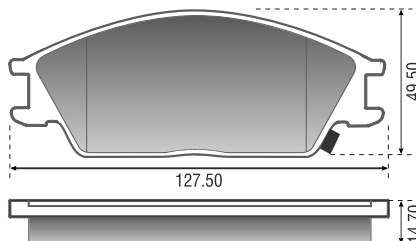
EUROCARGO



JAC

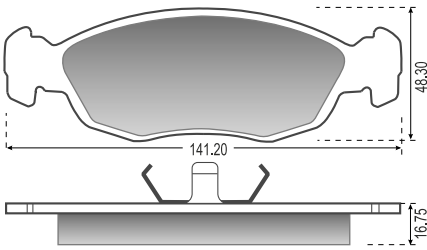
12251

MOTORS J3 TURIN 1.4 16V (11>)

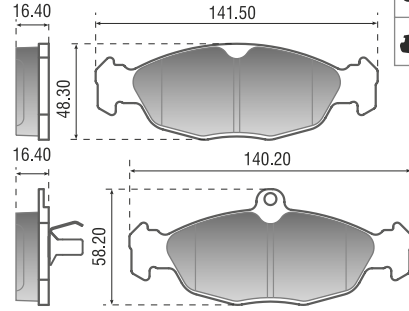


12095

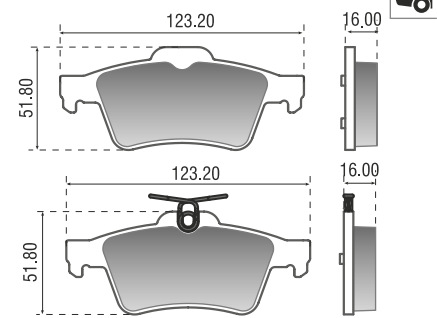
XJ8 (98>03) - XJR 4.0L (00>03) - XK8 (98>04)
Traba guía de pistón: \varnothing 37.00 mm
Sistema: ATE


12269

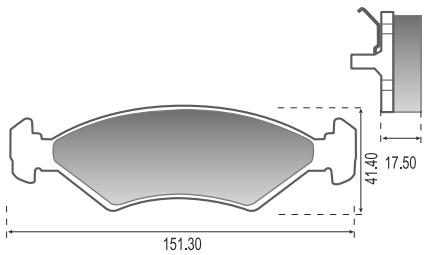
XJR - XK8 (98>01)


12926

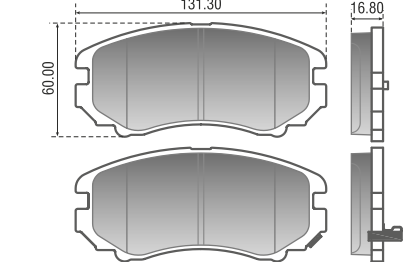
XJ 2.7, 3.0 - XK 8 4.2 - S-TYPE 2.7,3.0, 4.2 - XF


12032

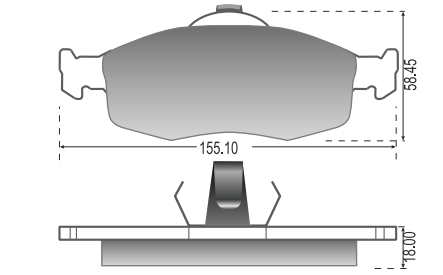
SEPHIA 1.5, 1.6, 1.8 (93>)
Traba guía de pistón: \varnothing 43.00 mm
Sistema: ATE


12224

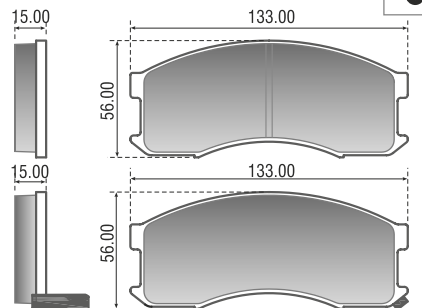
MAGENTIS (07>) - OPTIMA (03>06) - SOUL 1.6,
1.6 CRDi (02-09>) - SPORTAGE 2.0 (04>10) - VENGA-
LOTZE - RONDO


12240

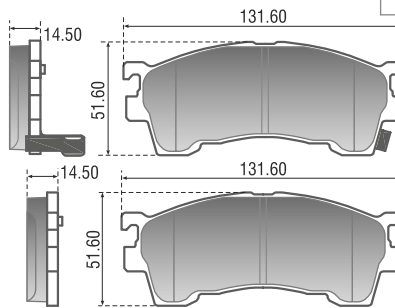
SEPHIA (91>93)
Sistema: ATE


12249

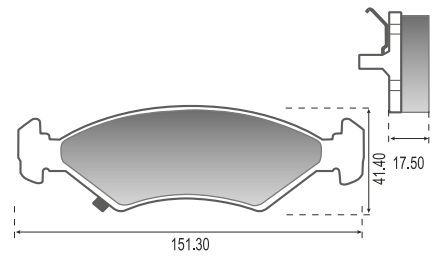
BESTA 2.2


12264

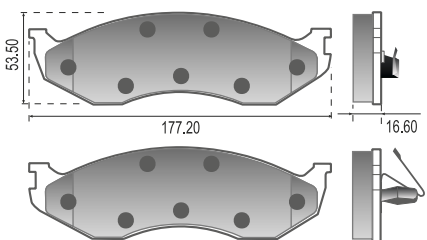
CARENS


12267

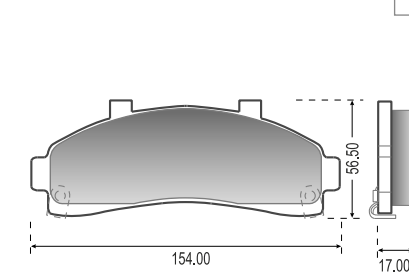
SEPHIA 1.5, 1.6, 1.8 (93>)
Traba guía de pistón: \varnothing 43.00 mm
Sistema: ATE


12477

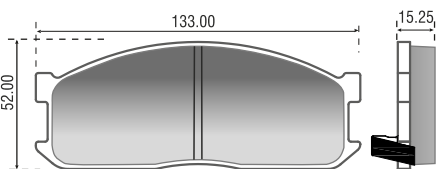
CARNIVAL 2.5 V6, 2.9 TD (99>00)
Sistema: KH


12515

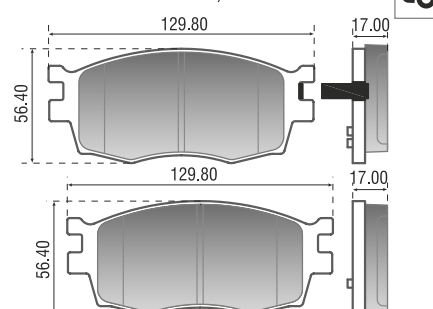
PREGIO Furgon / Minibus (97>)


12529

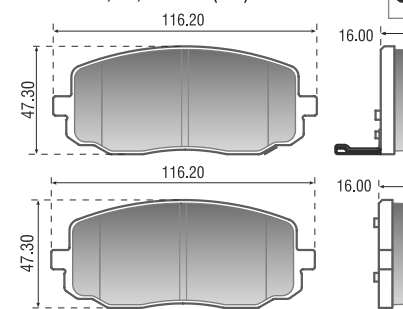
BESTA 2.2 (93>), 2.7 ST/EST/EST (93>98) / FURGON
2.2 (93>98) - BONGO K-2400 2.4 (93>97) / K-2700 (97>)
Sistema: AK


12918

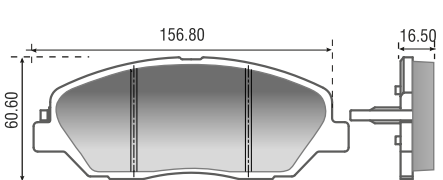
PRIDE 1.4 - 1.6 16V - RIO 1.5,1.6


12930

PICANTO 1.0, 1.1, 1.1 CRDi (07>) - MORNING


12950

CARNIVAL 2.7 V6 (06>) - MOHAVE 3.0, 4.6, 3.8 V6 -
SORENTO (10>)
Sistema: Mando



JAGUAR

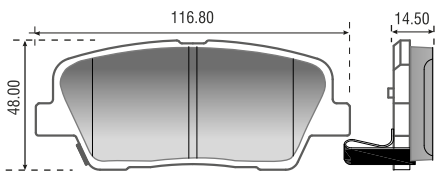
KIA

Pastillas para Freno / Brake Pads

KIA

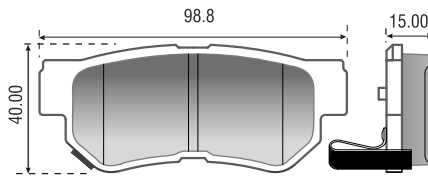
12951

SORENTO (10>)
Sistema: AK



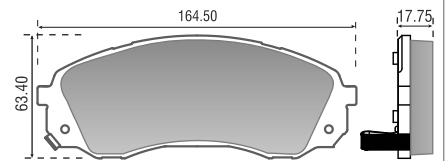
12953

SPORTAGE (05>) - MAGENTIS (07>) - CARENS - OPTIMA
AMANTI (04>06) - OPIRUS (03>)
Sistema: AK



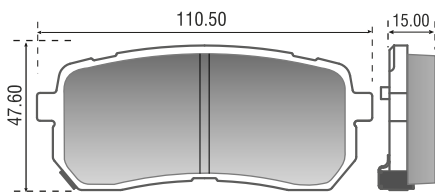
12967

CARNIVAL 3.8 V6 (07>)



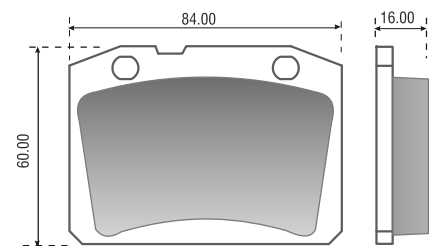
12968

CARNIVAL 2.7 V6 (06>)



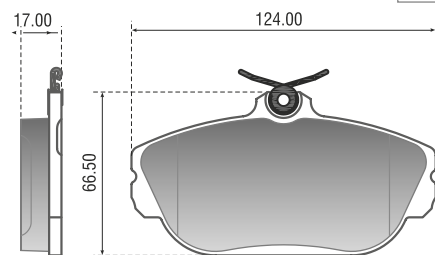
12036

LAIKA 2104 - 2105 - 2106 - 2107 (90>95)
Sistema: BX



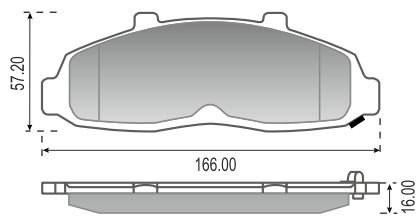
12260

CONTINENTAL (93/02)



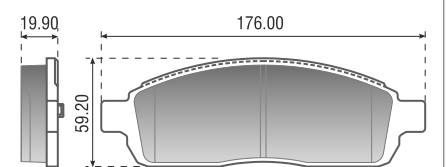
12268

BLACKWOOD (03>)



12287

MARK LT (06>08)

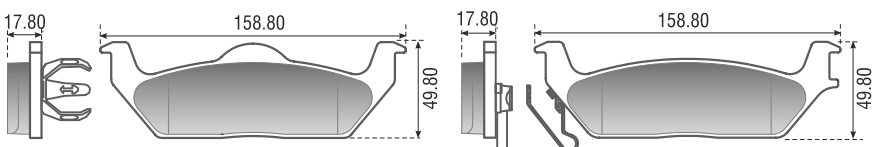


LADA

LINCOLN

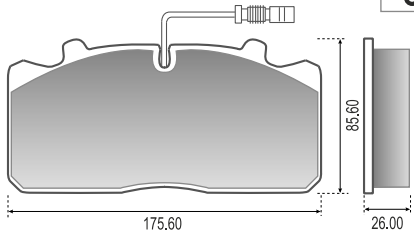
12279

MARK LT (06>08)

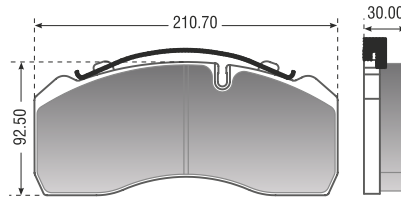


12798

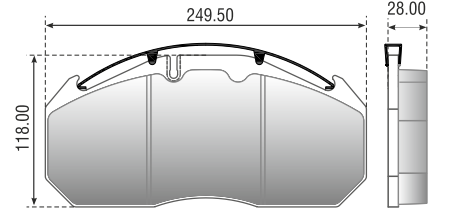
M-2000 (96>)


12800

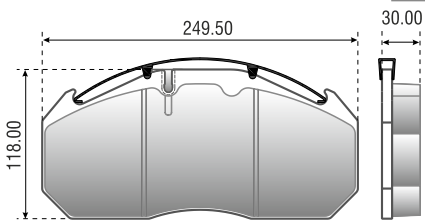
M-2000 / M-2000L


12857

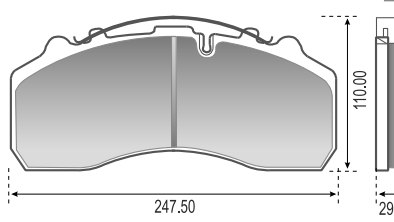
F90 - F2000 - M2000L - M2000M - TGA


12857A

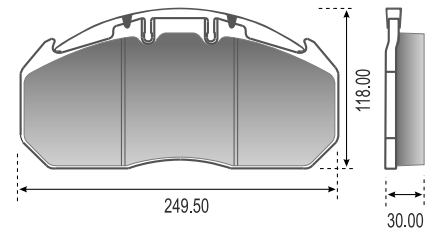
F90 - F2000 - M2000L - M2000M - TGA


12858

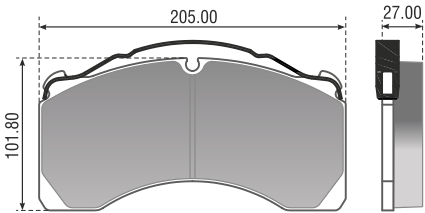
TGA / TGM / TGX / TGS


12874

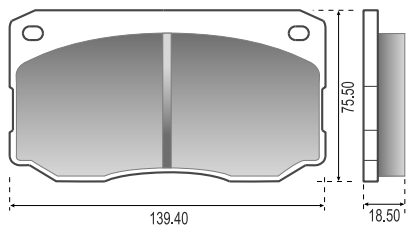
TG-A 18 A 41 Toneladas (01>)


12905

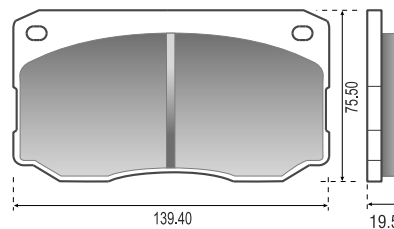
BPW ROR LM - LMC - TM MERITOR


12081

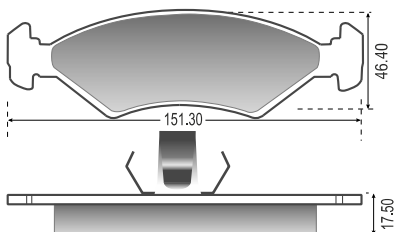
MARCOPOLO VOLARE A5 / A6 (98>)


12081A

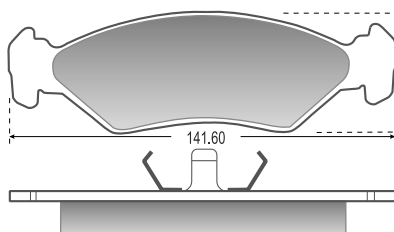
MARCOPOLO VOLARE A5 / A6 (98>)


12067

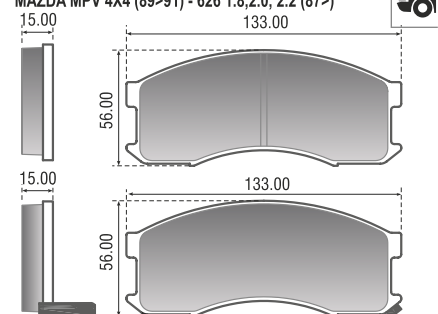
121 1.2, 1.3 (96>)


12084

121 1.8D (96>) Traba guia de pistón: ø 37.00 mm


12249

MAZDA MPV 4X4 (89>91) - 626 1.8,2.0, 2.2 (87>)

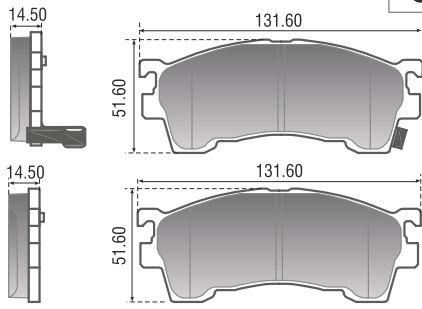

MAN
MARCO POLO
MAZDA

Pastillas para Freno / Brake Pads

MAZDA

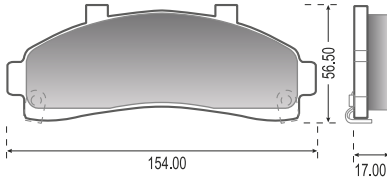
12264

MAZDA PROTEGE (99>00) - MAZDA 626 1.8, 2.0 (94>02)



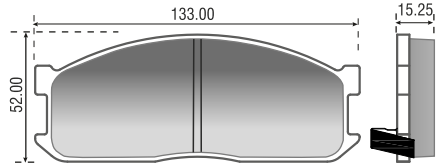
12515

PICK-UP B2300 (95>97), B3000, B4000 (98>), B2500 (99>)
Sistema: BX



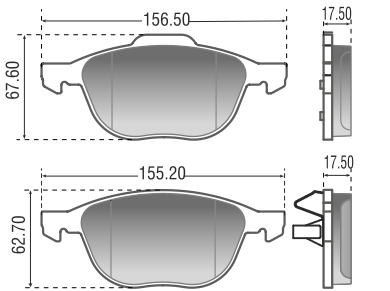
12529

626 1.6, 1.8, 2.0, 2.2 (>95)
Sistema: AK



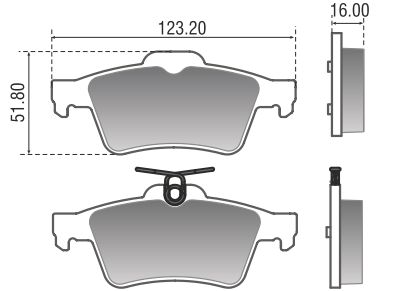
12922

MAZDA 3 1.6, 2.0, 2.2 (06>09) - MAZDA 5 (06>09)
AXELA 1.5, 2.0, 2.3 - BIANTE - PREMACY 2.0, 2.3



12926

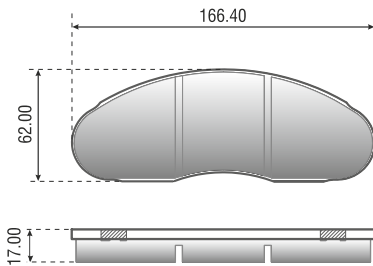
MAZDA 3 1.6, 2.0, 2.2 - MAZDA 5 1.6, 2.0 (06>09)
AXELA 2.3 - BIANTE 2.0, 2.3 - PREMACY 2.3



MERCEDES BENZ

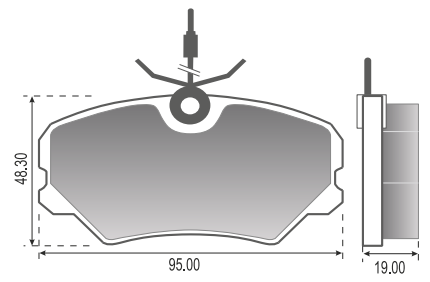
12040

MB-180 D (94>96) - O-100



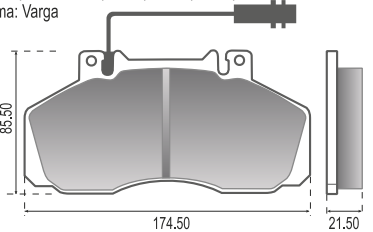
12045

190 (12/92>96)
Sistema: LG



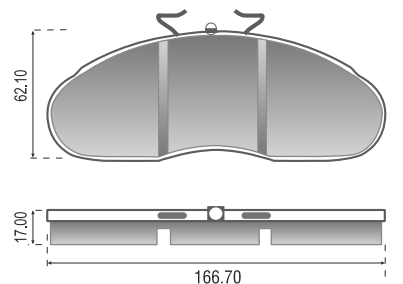
12078

LT-710, L-711D, LT-709, L-809, L-811 (88>96) - LT-712, L-913, L-813 (90>) - L-914 (90>95), OF-812 (92>) - L-814, LO-812 (88>96) - LO-814 (96>98), LO-912 (88>), 1114 6x2 (BR) (94>) - 508 VAN ECOVAN, 609 D, 709 D (91>) - 709 (88>96) - 710 (90>) - 712, 715 (92>94) - 914 (95>98)
Sistema: Varga



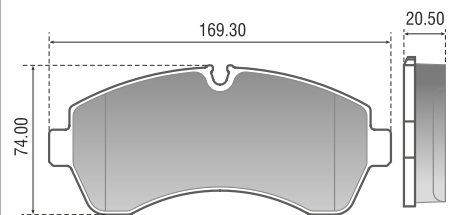
12079

L-180, M-180D (93>96) - RVI TRUCKS - SAVA
Sistema: BX



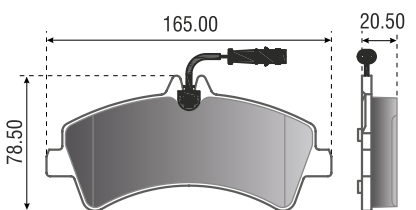
12229

SPRINTER 415 2.1 (2012>) - 515 2.1 (2012>)



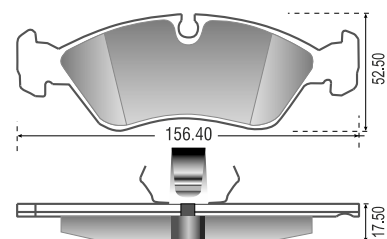
12232

SPRINTER 515 (12>)



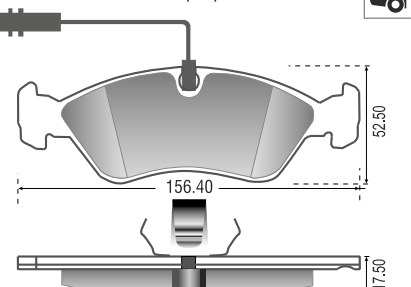
12505

SPRINTER 311CDi - 313 CDi (2001>)
Traba guía de pistón: ø 43.00 mm
Sistema: ATE



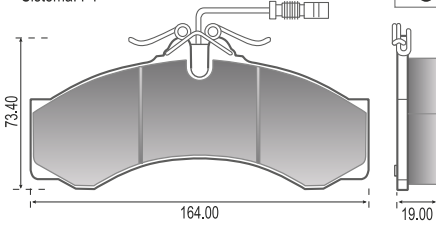
12505D

SPRINTER 311 CDi / 313 CDi (02>)

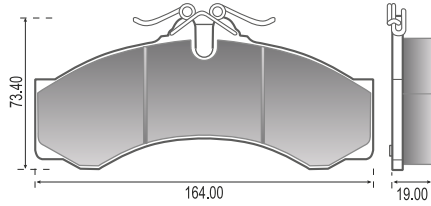


12750

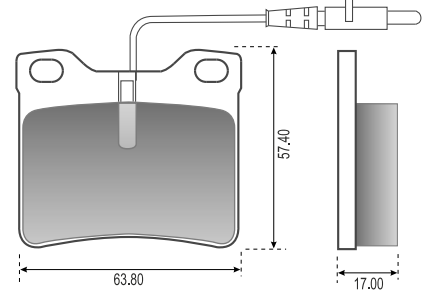
SPRINTER 310 D (97>01) - 311CDi (02>) - 312D (00>01)
313 CDi (02>) - 316 (03>06) - 400 2.3 (98>) - 412D
(99>02) - 413 CDi (02>) - 416 (03>06)
Sistema: PT


12750N

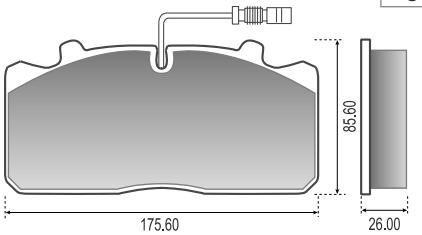
SPRINTER 310D (96>01) - 311 CDi (02>06) - 312D
(99>01) - 313 CDi (02>06) - 412D (00>02) - 413 CDi
(02>06)
Sistema: PT


12786

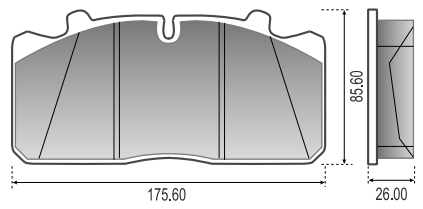
VIANO 2.3D, 2.3TD (95>) - VIANO 2.2 CDi (99>)
Sistema: ATE


12798

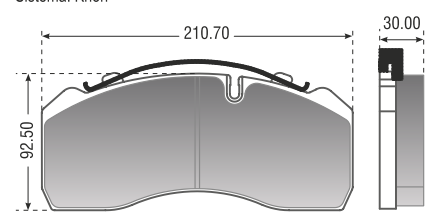
LO-914 (98>) - LO-915 (03>) - 712 / 812 / 814 /
914-C / ELECTRONICOS (98>)
Sistema: PT


12798N

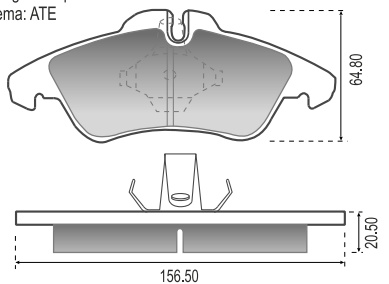
712 (98>06) - 812 (01>) - 914 - 915 (03>) - L0814 (98>01)
Sistema: PT


12800

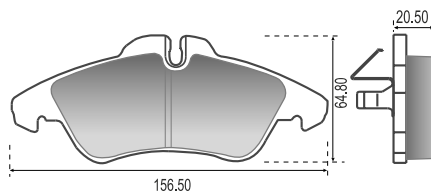
MICRO MIDI BUS OH-1115-L ELÉCTRICO (00>)
ATEGO SERIE 12 / 13 / 15 TON (98>)
TOURINO 0510 (03>)
Sistema: Knorr


12801

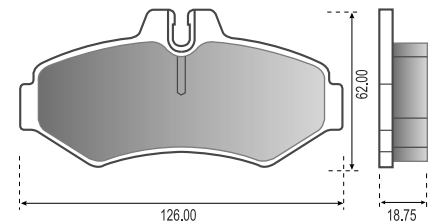
SPRINTER 312D - 310 D (00>01) - 311CDi -
313 CDi - VIANO 2.3D, 2.3TD (95>), 2.2 CDi (99>)
Traba guía de pistón: \varnothing 49.5 mm
Sistema: ATE


12801A

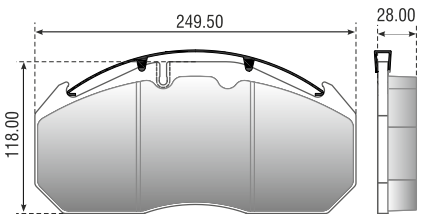
SPRINTER 308 D (00>06) - 310 D (95>00) - 311 (00>06)
312D - 313 (95>00) - 314 (06>) - 316 (00>) - 410 - VIANO
Traba guía de pistón: \varnothing 48 mm
Sistema: ATE


12853

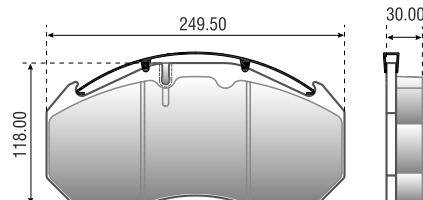
SPRINTER 310D / 312D (00>01) - 316 (03>06)
Sistema: Bosch


12857

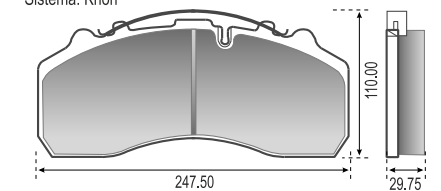
O340 (92>) - O350 (92>) - O404 (91>) - O500 (00>) -
O550 INTEGRO - LLIADÉ GTX - MAJOR


12857A

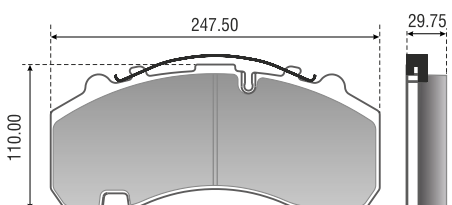
O340 - O350 (92>) - O404 (91>) - O500 - O550 (00>)
INTEGRO - MERITOR


12858

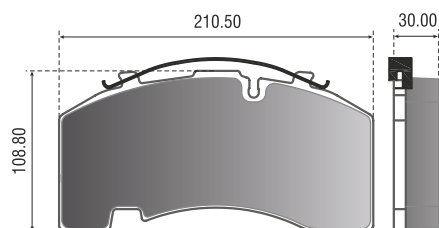
ACTROS (96>10) - AXOR 1933 / 2035 / 2040 / (05>)
AXOR 2533 6X2 / 2540 6X2 / 2544 6X2 (05>) - AXOR
2640 / 2644 6X4 (05>) - LS-1634 (02>) - LS-1938 (98>)
O-500-U ARTICULADO (06>) - 1215-C (99>) - 1726-E
(08>) 1938-S (99>) - 1944-S (03>) - OH-500 - LS-1938 (98>)
1938-S (99>) - 1944-S Serie Electronico y Super Torque (03>)
Sistema: Knorr


12893

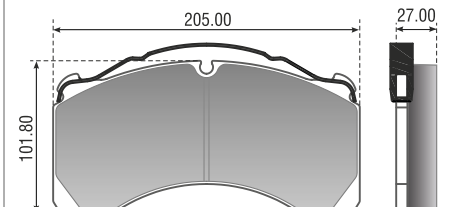
ACTROS - CITARO (O 530) - ATEGO - ECONIC - AXOR
TRAVEGO (O 580) - CITO (O 520) - TOURISMO
(O 350/O 403)


12904

DWP-5000


12905

ROR LM - LMC - TM MERITOR

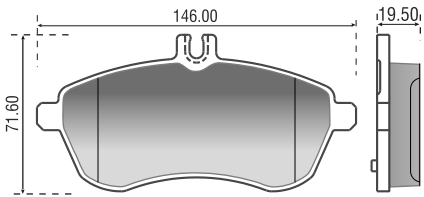


Pastillas para Freno / Brake Pads

MERCEDES BENZ

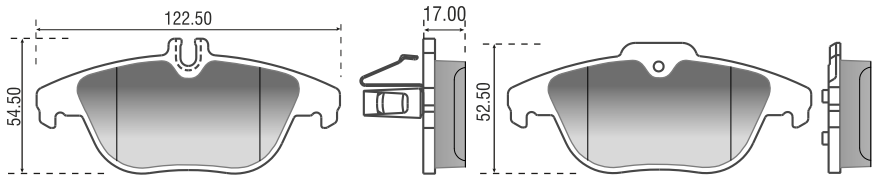
12955

CLASE C - C200 (2012>)



12956

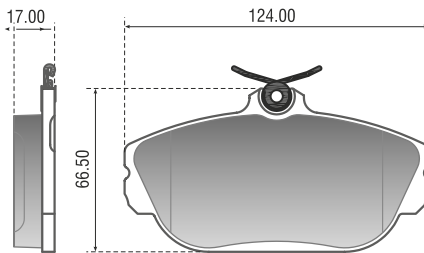
CLASE C (2007>)



MERCURY

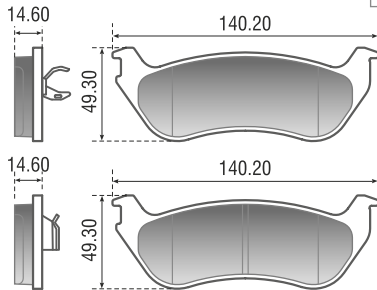
12260

SABLE (94>00)



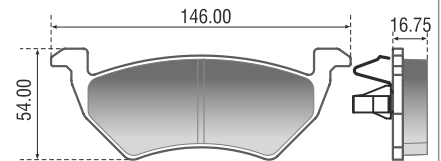
12276

MOUNTAINEER (02>03)



12936

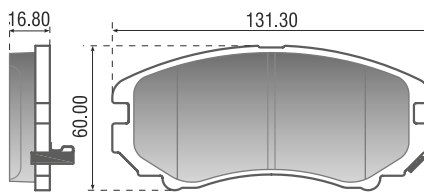
MARINER (05>09) - 4X4 (05>09)



MITSUBISHI

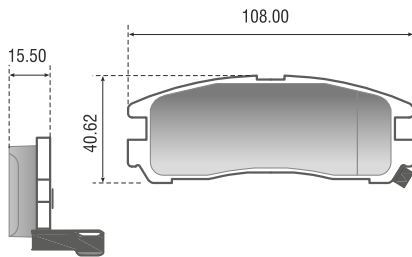
12224

GALLOPER II 2.5 TD, 3.0 V6 (99>)



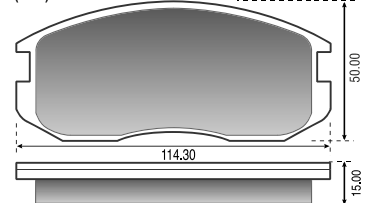
12247

ECLIPSE 3.0 (03>05), 3.8 (06>) - GALANT 2.4 (05>07), 3.0 (03>04), 3.8 (05>07) - GRANDIS 2.4 (08>09) - DIAMANTE - SAPPORO - LANCER



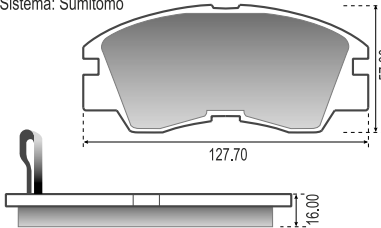
12255

COLT 1.3i GL, 1.3i Van, 1.6i Van, 1.8i Van (92>), 1.5i, 1.6i 16V GL/GLX (90>95), 1.8D GL/EL (>94) - GALANT 1.6 GL (90>92) - LANCER 1.2 GL (90>95), 1.3i, 1.5 GLX, 1.8 GL/GLX (93>96), 1.5i, 1.6i, 1.8D (90>96), 1.6i 16V (94>96), 1.8i (91>96), 1.8i 16V (94>), 2.0D (92>) - SIGNO TERIOS



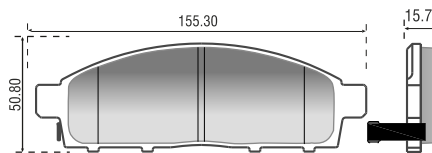
12349

L 200 / L 300 1.6 DX, 2.4 DX, 2.4i, 2.5D (>96)
GALLOPER EXCEED (96>99) - MONTERO 2.3 TD
2.5 TD EXE Wagon, 2.4i GL, GLX (>91), 2.5 24V TD,
GL, GLX, 2.6 GL, GLX, GLS, 3.0 V6 (90>)
Sistema: Sumitomo



12954

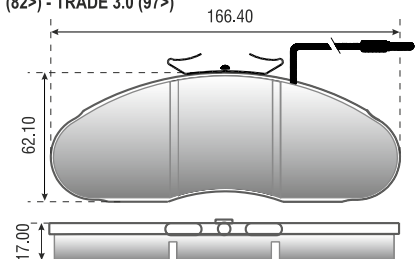
L 200 2.5 TDI, 3.2 DI-D 4x4 (2008>)
Sistema: Tokico



NISSAN

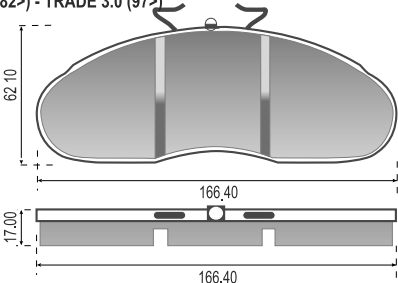
12040

ATLAS 2.4, 2.7 TDCi - CABSTAR - EBRO 2.8 F250 - F275 (82>) - EBRO 3.0 F350 (90>98) - L35 3.0, 4.0 (82>) - TRADE 3.0 (97>)



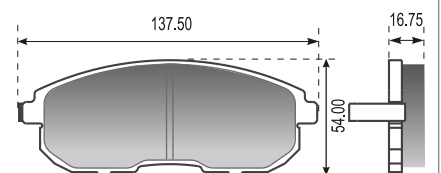
12079

ATLAS 2.4, 2.7 TDCi - CABSTAR - EBRO 2.8 F250 - F275 (82>) - EBRO 3.0 F350 (90>98) - L35 3.0, 4.0 (82>) - TRADE 3.0 (97>)



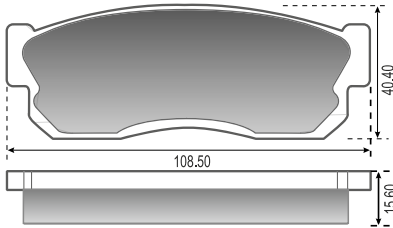
12215

TIIDA 1.8 (10>) - SENTRA 2.0 (10>) - MAXIMA (00>03)
ALTIMA (00>05) - 350Z (03>05) - INFINITI G20 (02>)
G35 (03>06) - I30 (00>01) - I35 (02>04)

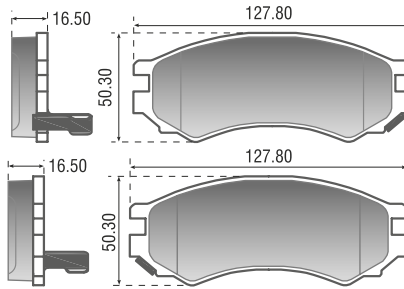


12239

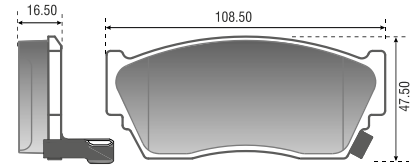
SENTRA (90>95) PULSAR (83>84) - TSURU - SUNNY


12252

BLUEBIRD - TERRANO - PATHFINDER - VANETTE - GAZELLE - INTERSTAR

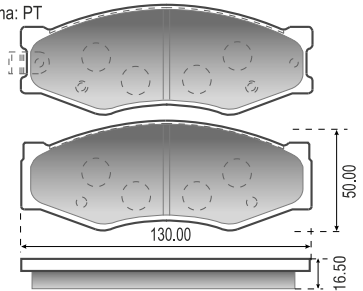

12253

NX-1600 - NX-2000 XE/SE (90>94) - SENTRA 1.6L (91>94) - SENTRA 1.4, 1.6 16V (91>96) - TSUBAME 1.6L (93>04) - TSURU GS (92>09) - 100 NX Coupé - 1.6i 16V GTI, 1.8i, 2.0i 16V GT (91>) - 100 SX 1.6, 1.8, 2.0 i 16V Coupe (91>) - BLUEBIRD - VANETTE


12265

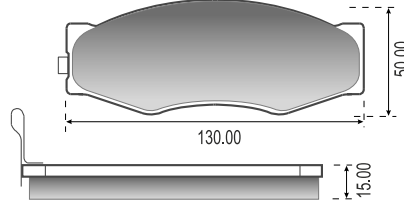
CAMIÓN (México)(83>) - SERENA 1.6, 2.0, 2.3 - TERRANO - VANETTE

Sistema: PT

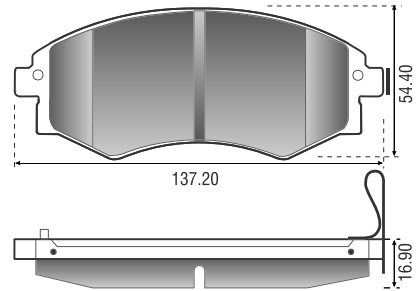

12266

MAXIMA - 200SX 3.0i 16V (87>) - 300SX 3.0i 16V TURBO (84>) - BLUEBIRD 2.0i SLX, SW, TD (88>), 2.4i SLX, SW (93>) - PATHFINDER (90>97) - PICK-UP 720 VANETTE (90>94) - PICK-UP KING CAB 2.0, 2.4i DX, STD, 2.5 D DX, STD (93>) - VANETTE FURGON (95>)

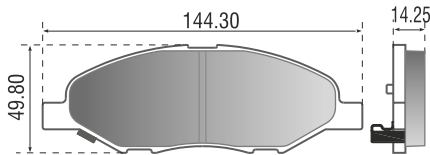
Sistema: AK


12270

PRIMERA - LIBERTY

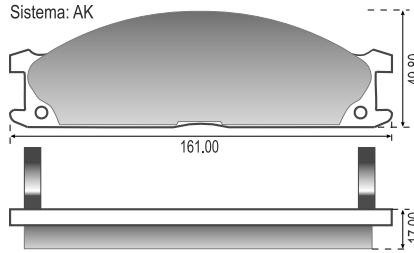

12285

TIIDA (06>) - LIVINA 1.6 16V, 1.8 16V (10>) - GRAND LIVINA 1.8 16V (10>) - LIVINA X-GEAR 1.6 16V, 1.8 16V (10>) - MARCH III - MICRA - NOTE - VERSA 1.6


12333

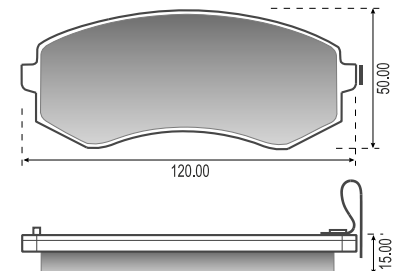
TERRANO II 2.4i, 2.7 TD, Pick-up (96>) - PATHFINDER 2.4, 2.7D, 3.6 V6 (92>), 3.0i V6 (93>) - FRONTIER 4x2 2.5, 2.8, 4x4 2.5, 2.8 (93>)

Sistema: AK

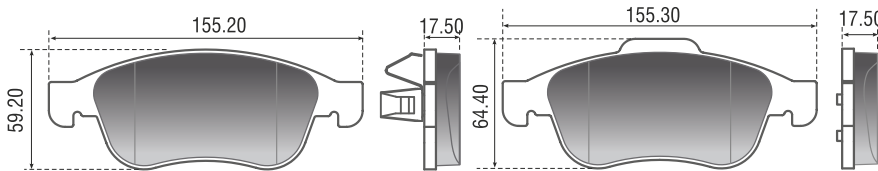

12422

240 SX (>94) - ALMERA - PATROL

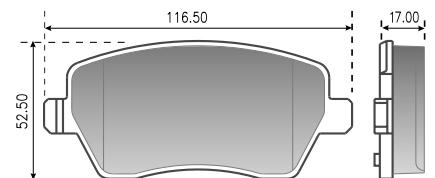
Sistema: BR


12927

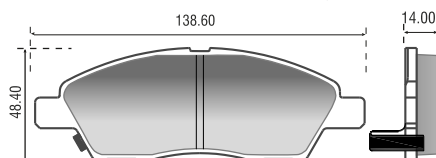
TERRANO IV / PATHFINDER 1.6, 1.5 DCi (13>)


12935

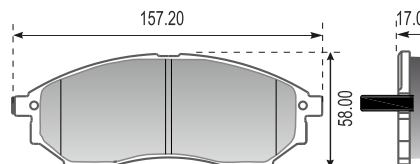
MARCH 1.6 - MICRA - NOTE


12948

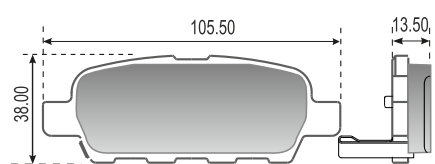
MARCH 1.0, 1.6 16V (15>) - VERSA 1.6 (2012>)


12964

PATHFINDER 2.5 DCi, 3.0, 4.0 - MURANO 3.5, 2.5 - NAVARA / FRONTIER 2.5 DCi, 4.0, 2.8


12965

ALTIMA 2.5, 3.5 - SENTRA 2.5 - TIIDA 1.5, 1.6, 1.8 - VERSA 1.6, 1.8, 1.5 DCi - X-TRAIL 2.0, 2.5

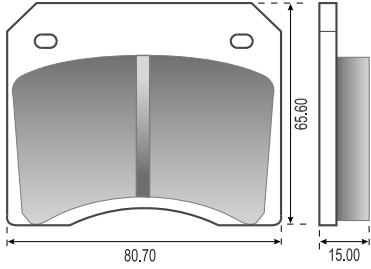


Pastillas para Freno / Brake Pads

PEUGEOT

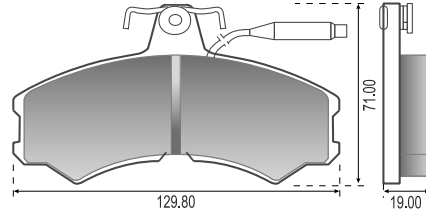
12016

404 - 504 (67>81)
Sistema: LG



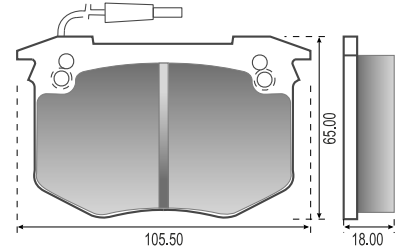
12023

J5 2.5, 2.0, 1.9D (92>)



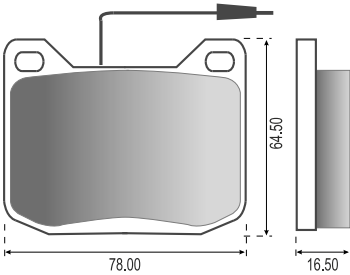
12041

504 - 505 (78>93) - PICK-UP T4B, T5B (90>)
Sistema: BX



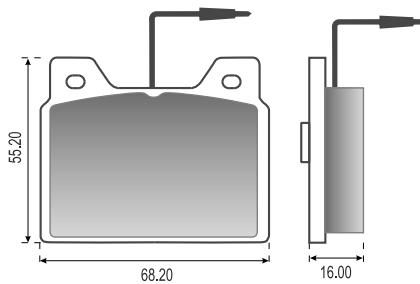
12042

504 - 505 GRD - PICK-UP - RURAL (81>)
Sistema: LG



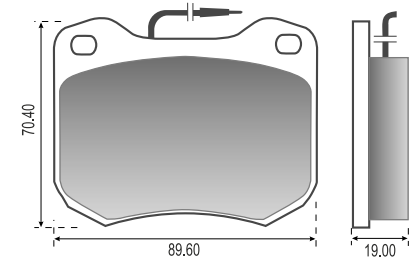
12043

505 SRi, TD (93>) - 604 2.5, 2.7, 2.8 (89>) Injection
Sistema: LG



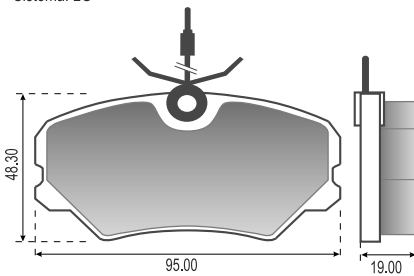
12044

505 SRi, TD (93>) - 604 2.5, 2.7, 2.8 (89>) Injection
Sistema: ATE



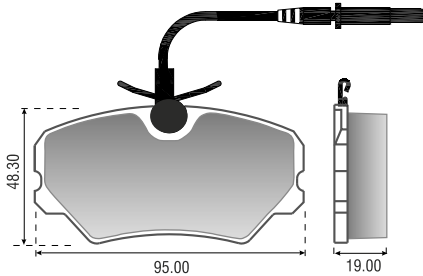
12045

405 GL, GLi, SRi, Mi 16V, Break, Diesel Turbo (92>)
Sistema: LG



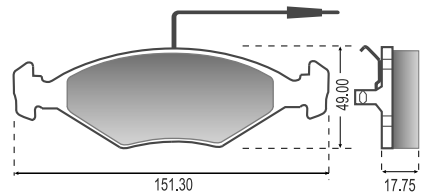
12045A

405 (92>) (4 CABLES)
Sistema: LG



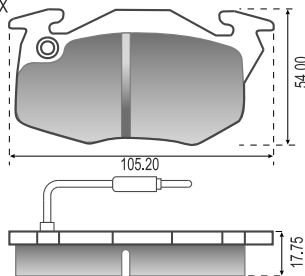
12047

504 - 505 SR, SRD - PICK UP (93>)
(Sensor unipolar)
Sistema: ATE



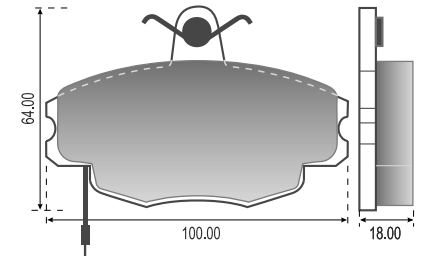
12052

106 (97>) - 205 XS, XSi, JUNIOR, 1.9 CTi, GTi (93>)
306 (95>) - 405 GL (92>)
Sistema: BX



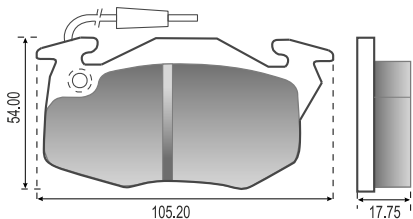
12062

205 GL, Gti (93>)
Sistema: LG



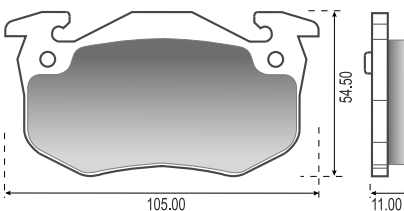
12063

106 (97>) - 205 XS, XSi, JUNIOR, 1.9 CTi, GTi (93>) -
306 (95>) - 405 GL (92>)
Sistema: BX



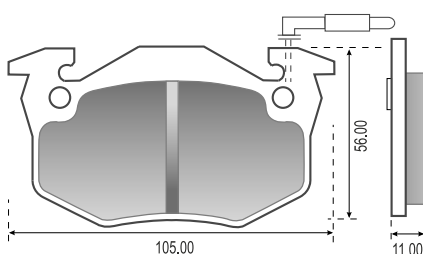
12069

106 - 206 - 306 - 207 COMPACT 1.6 16v, 2.0 HDi
Sistema: Bosch



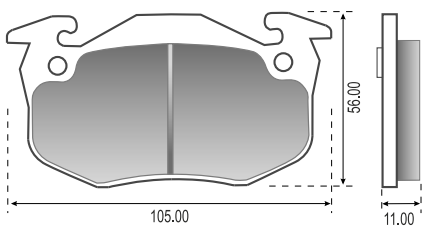
12085

307 1.4 HDi, 1.4 16V (08/00>) - 106 - 205 - 207 - 306
Sistema: BX



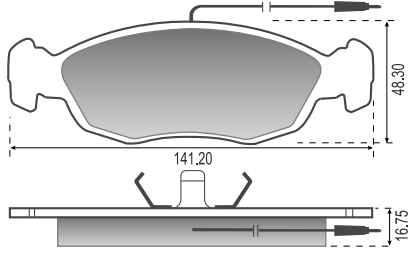
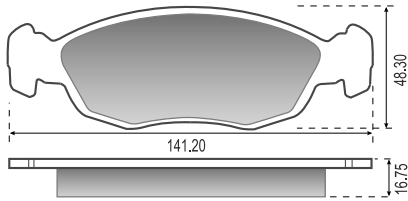
12086

106 1.6i (91>96) - 205 1.9 CTi, GTi (93>) -
206 1.6 16V, 2.0 HDi (01>) - 306 2.0 16V GTi,
ST, XSi COUPE (95>)

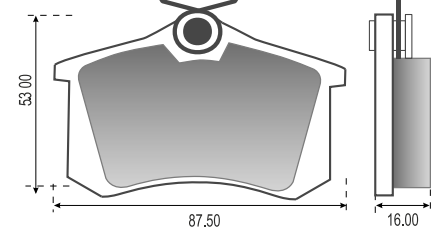


12088

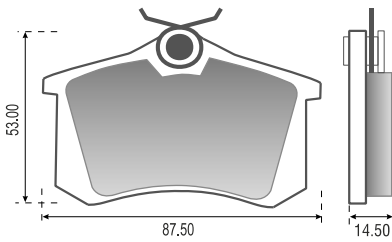
106 (97>) - 306 1.4, 1.6 XS, XR, ST, XT, 1.8 XR, XT, 1.9 XLD, XND, XRD (95>)
 Traba guía de pistón: ø 36.00 mm
 Sistema: ATE


12089

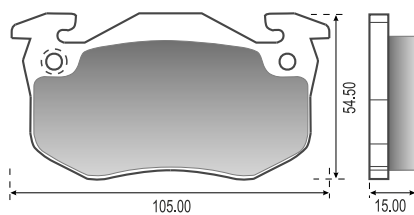
306 1.6, 1.8, 2.0 - 405 GLI, SRI, STI, MI 16V, T16 - 307 1.4 HDI, 1.4 16V (00>) - 307 1.6 16V, 2.0 16V, 2.0 HDI 90CV, 2.0 HDI 110 CV - 308 1.6 16V, 1.6 HDI, 2.0 16V (12>) - 408 1.6, 1.6 HDI, 2.0 16V (12>) - 807 - 207 GTI / CC (08>) 2008 1.6 16V, 1.6 THP (15>) Sistema: LG


12089A

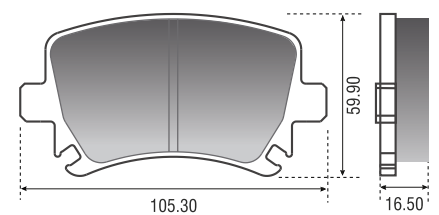
306 - 307 1.6, 2.0 - 405
 Sistema: LG


12096

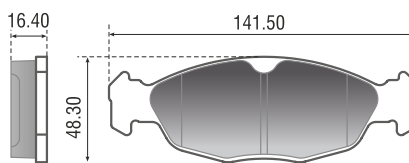
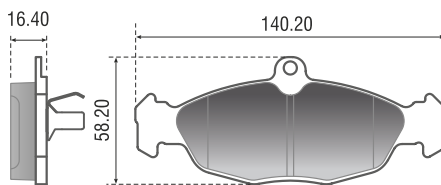
205 1.0, 1.1, 1.4, 1.6, 1.8


12228

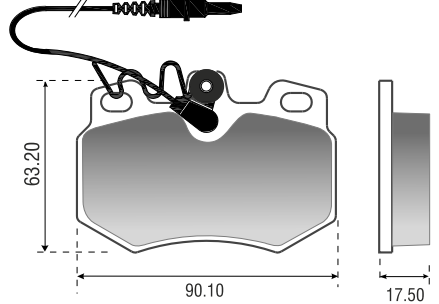
307 - 308 1.6 16V, 2.0 16V, 2.0 HDI - Ranch 2.0 HDI


12269

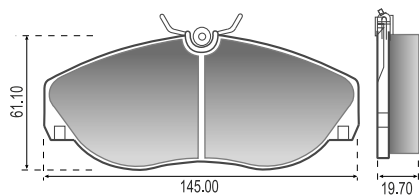
806


12703

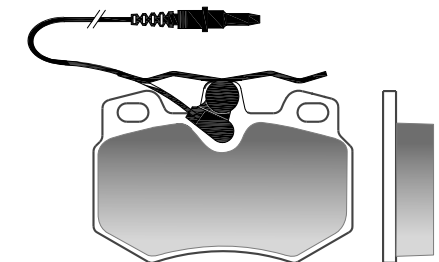
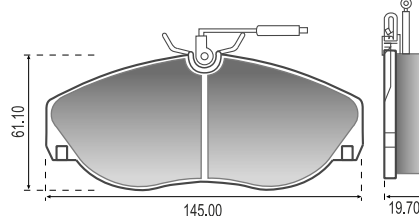
106 (97>) - 205 1.9 (93>)


12706

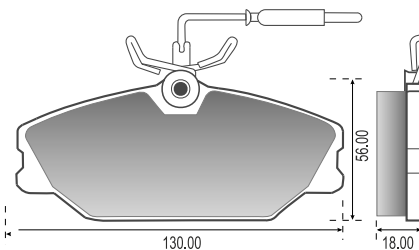
BOXER 1.9D (94>99), 2.5 TD SERIE 1400 (94>99)
 Sistema: LG


12706A

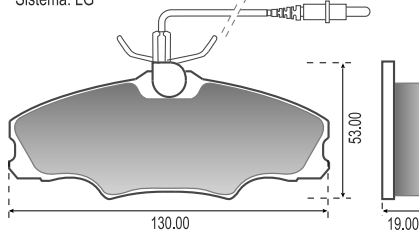
BOXER 1.9D (00>02), 2.5 TD SERIE 1400 (00>02)
 Sistema: LG


12742

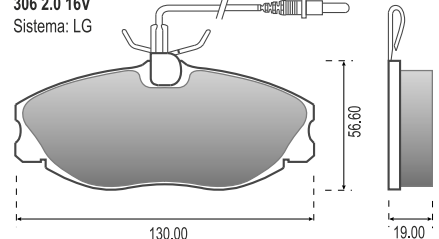
306 2.0 16V, GTI, XSI, ST, XSI Coupe (95>)
 Sistema: LG


12782

406 - 406 BREAK 1.6, 1.8 (97>99), 1.8 16V, 1.9D (95>00), 2.0 (99>) (con y sin ABS)
 Sistema: LG


12783

406 - 406 BREAK 2.0 16V (95>00), 2.0T (97>99), 2.2 16V (99>03) - 2.0 16V HPI (01>04), 3.0 V6 (97>03), 1.9TD (95>99), 2.0 HDI (99>03), 2.1 TD (95>99), 2.2 HDI (01>03) - 406 COUPE 2.0 16V, 2.2 16V (99>03), 2.2 HDI (01>03) - 306 2.0 16V
 Sistema: LG



Pastillas para Freno / Brake Pads

PEUGEOT

12784

406 (96>)
Sistema: CT

12786

307 (00>) - 605 2.0i, 2.1 (92>) / COUPE - 406 1.8i 16V SR, ST, BREAK, 1.9D (95>), 2.0 16V ST, SV, 2.1 TD (99>)
Sistema: ATE

12789

BOXER 2.0 (94>), 2.5 TD SERIE 1800 (94>99)
Sistema: LG

12789A

BOXER (97>01)
Sistema: LG

12790

307 (00>) - 605 1.9, 2.0 (93>) - EXPERT 1.9D (99>), TD, EL (96>) - 806 (96>)
Sistema: BX

12791

PARTNER Familiar y furgón 1.4, 1.6 16v, 1.6 HDI HOGGAR 1.4 8v, 1.6 16V - 206 SW - 207 COMPACT 1.6 16V - 306 1.6, 1.8, 2.0 (96>) - PARTNER 1.8, 1.9D (98>) - 307 (2008>) Sistema: LG

12791B

PARTNER (4 CABLES POR JUEGO)
Sistema: LG

4 CABLES

12791N

PARTNER 1.4 8v, 1.6 16V, 1.6 HDi - HOGGAR 1.4 8v, 1.6 16V (2010>)
Sistema: LG

12792

206 1.4 XR, XS, 1.6 XR, XS, 1.9 XRD (99>)
306 1.4 (97>)
Sistema: Bosch

12799

206 1.4 XR, XS, 1.6 XR, XS, 1.9 XRD (99>), 2.0 HDi, 306 1.4 (97>) - 207 1.4, 1.6, 1.9D, 2.0 HDi (c/ 2 resortes)
Sistema: Bendix

12834

207 COMPACT 2.0 HDi - HOGGAR 1.4 8v, 1.6 16V 207 - 307 1.6, 2.0 HDi (00>), 1.4 (02>), 1.4 16V, 1.6 HDi (04>) - PARTNER Familiar y furgón 1.4, 1.6 16V, 1.6 HDi (2010>) - 208 1.6 16V 115 HP - 206 1.6 16V
Sistema: Bosch

12844

307 1.6i 16V, 2.0 16V, 2.0 HDi (02>) - 207 GT/CC (2008>)
2008 1.6 16V, 1.6 THP (15>)
Sistema: LG

12866

206 1.4, 1.6, 1.9D - 207 COMPACT 1.4 8v, 1.4 HDI, 1.6 16V (2 clip) - HOGGAR ESCAPADE 1.6 16V
Sistema: Bosch

12876

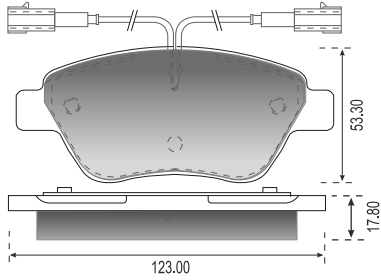
BOXER Serie 290 / 330 (2002>) / 244 con sensor pin macho

12887

BOXER Serie 290 / 330 (2002>) / 350 2.2 HDi, 2.8 HDi 4X4 / 244

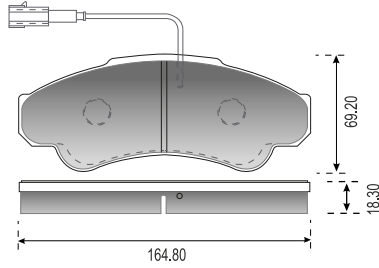
12890

BIPPER 1.4, 1.3, 1.4 HDi - con sensor pin macho
Sistema: Bosch



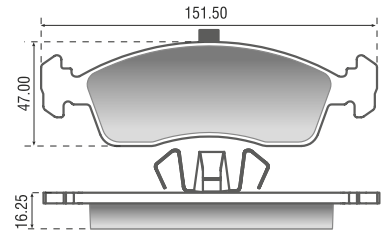
12898

BOXER Serie 350 2.2 HDi, 2.8 HDi 4X4 (2003>), 2.8 TD -
FURGON 2,3 HDi 350 (2010>)



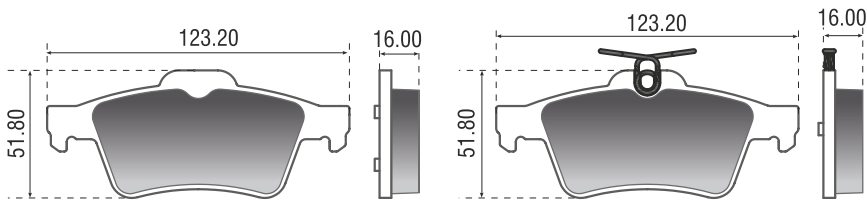
12925

208 1.5 16V (2013>)



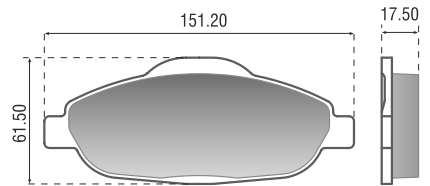
12926

508 1.6, 1.6 HDi, 2.0 HDi



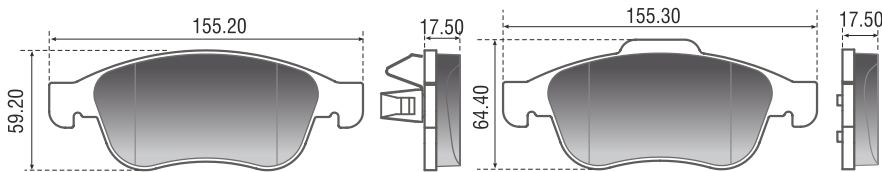
12934

308 1.4, 1.6, 2.0 16V, 2.0 HDi (11>) - 308 CC 1.6 16V,
1.6 HDi (11>) - 408 1.6, 2.0 16V, 2.0 HDi (10>) -
3008 1.6 Vti, 1.6 HDi (09>)



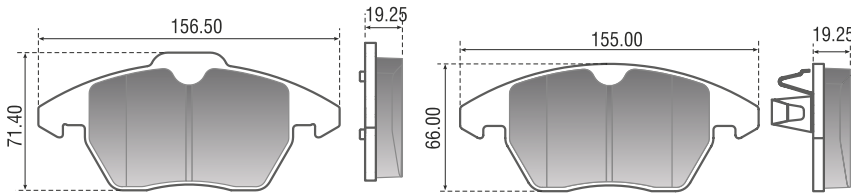
12927

5008 1.6 16V, 1.6 HDi



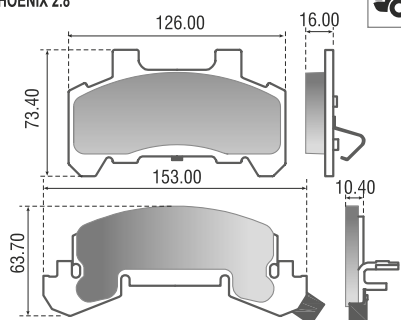
12931

308 CC 1.6 16V, 1.6 HDi, 2.0 HDi (09>) - 3008 1.6 THP, 2.0 16V, 2.0 HDi (09>) - RCZ 1.6 16V - 2.0 HDi (10>) - 207 1.6 - 307 2.0 -
5008 1.6 (12>)



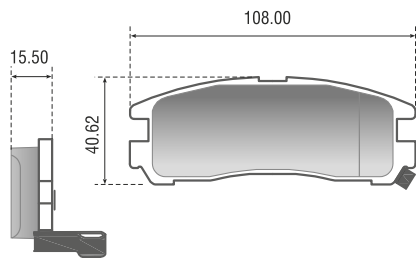
12243

PHOENIX 2.8



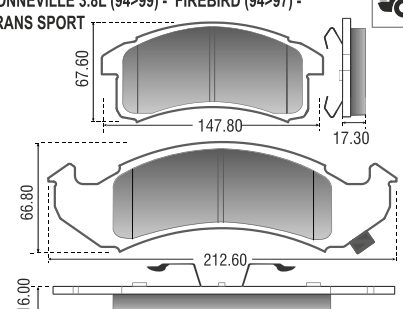
12247

TRANS SPORT 3.4 - GRAND PRIX 3.8



12263

BONNEVILLE 3.8L (94>99) - FIREBIRD (94>97) -
TRANS SPORT

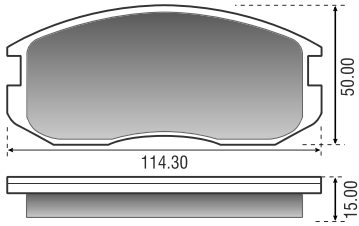


Pastillas para Freno / Brake Pads

PROTON

12255

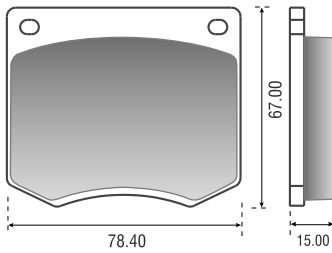
PERSONA COMPACT 1.3 (95>), 1.5i, 1.6i (93>)-
PROTON SAGA 1.3i, 1.5i (92>)- PROTON 313 1.3 -
315 1.5 (95>)- 413 1.6 (96>)- 15 1.5 (93>)- 416 1.6 93 (>96)



PUMA

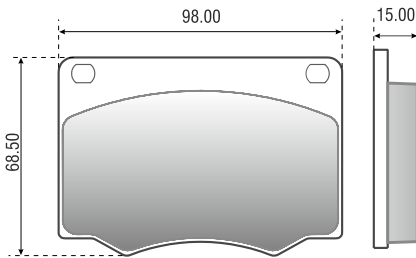
12031

GTB (73>76)
Sistema: Varga



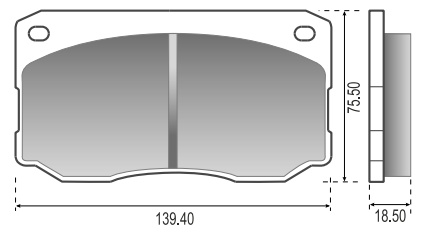
12060

GTB (77>79) - GTB S2 /S3 (79>84)



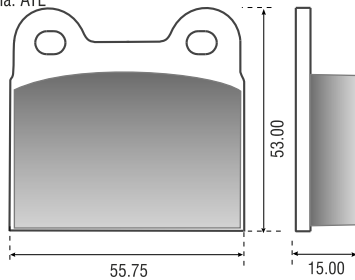
12081

PUMA 914 (89>)



12092

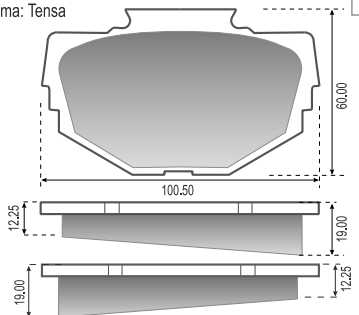
GTC (81>84) - GTE (69>80) - GTI (81>84) - GTS (70>80)
P018 (81>84)
Sistema: ATE



RENAULT

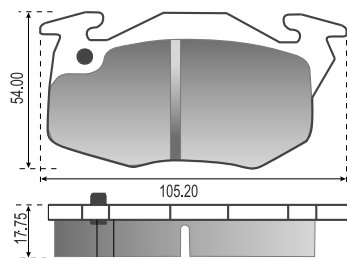
12006

R12 (en cuña) (72>80)
Sistema: Tensa



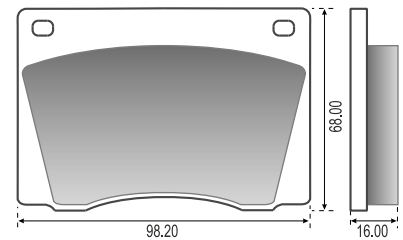
12009

9 - 19 CALIPER DECALE



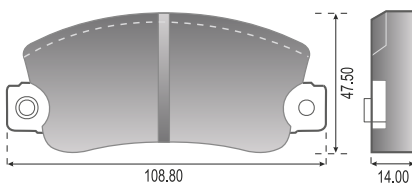
12025

TORINO 380, 380 W, L, D, TS, GS, TSX, ZX, GR
RAMBLER



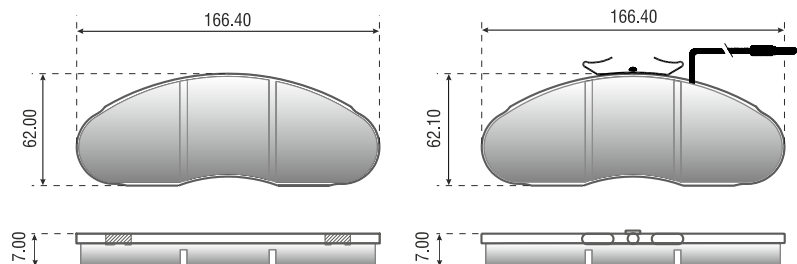
12034

FUEGO GTA (89>)
Sistema: LG



12040

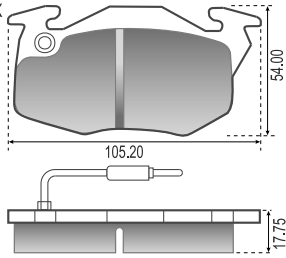
MASTER Van /Bus/Flatbed/Chassis 2.1, 2.4D / TRAFIC 2.1, 2.2, 2.5 D - TRUCKS MESSENGER / B



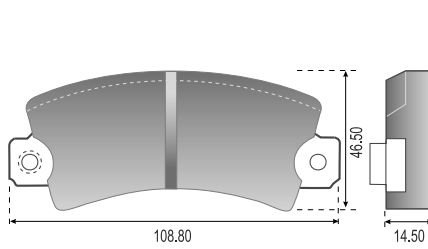
12052

R9 - R11 (85>) - R18 - R5 (81>88) - FUEGO (84>91)
 EXPRESS GTL (95>) - R19 CHAMADE RN, RT (93>)
 CLIO RN, RL (94>96) (Asimétrica)

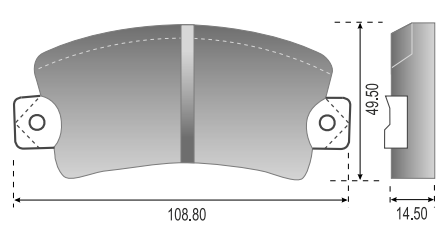
Sistema: BX


12053

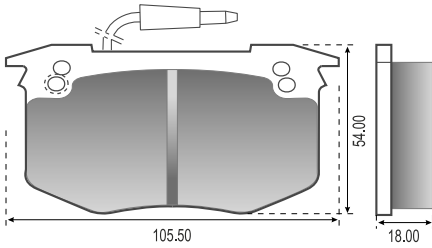
R12 - R4 (73>91)
 Sistema: BX


12054

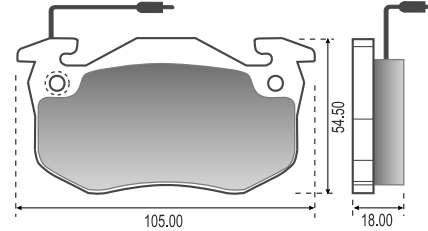
R12 BREAK (73>80)
 Caliper: BX


12055

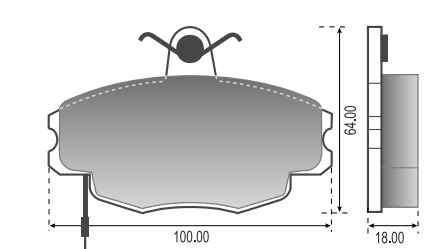
R18 (77>85)
 Sistema: BX


12056

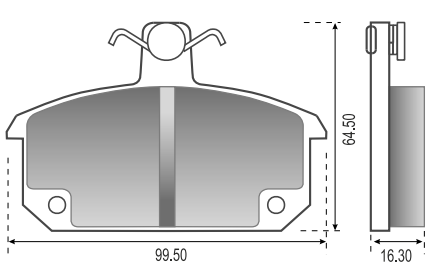
R18 (82>) - R19 - EXPRESS (95>) - TWINGO (93>)
 (Simétrica)
 Sistema: BX


12057

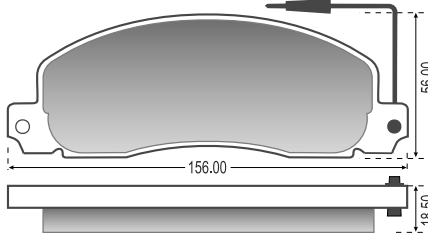
FUEGO - R9 - R11 - R18 (84>) Largo del cable 120 mm
 Sistema: LG


12058

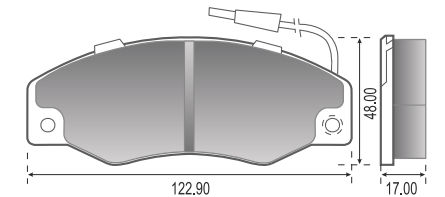
R4 S - R12 - R18 - R5 1.4 (85>90)
 Sistema: LG


12059

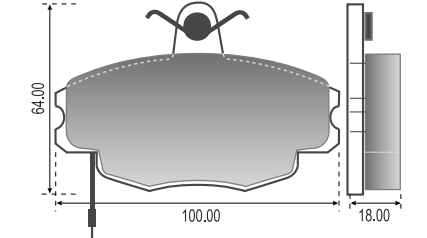
TRAFIC 1.4, 2.0, 2.2, DIESEL (84>) - RODEO
 MICROBUS (84>)
 Sistema: BX


12061

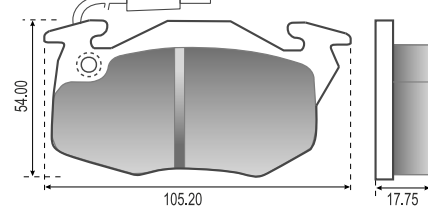
R21 GTX, TXE - NEVADA TXi - ALIZE (90>)
 Sistema: TEN


12062

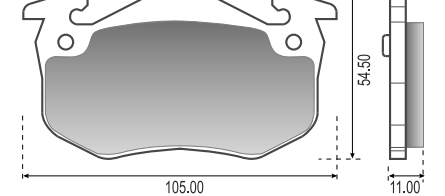
R9 - R11 (85>) - R18 (84>91) - R19 1.7 CHAMADE 1.9D,
 RI, RN, RT (93>) - R21 NEVADA 1.9D (90>) - CLIO RN,
 RT, 16V (93>96) - EXPRESS GTi (95>) - FUEGO
 Largo del cable 200 mm - Sistema: LG


12063

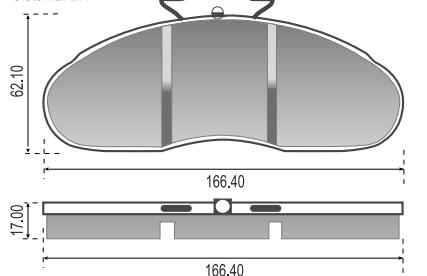
R9 - R11 (85>) - R18 - R5 (81>88) - R19 CHAMADE
 RN, RT (93>) - FUEGO (84>91) - EXPRESS GTL (95>)
 CLIO RN, RL (94>96) (Asimétrica)
 Sistema: BX


12069

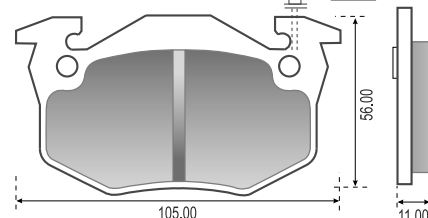
CLIO II (01>)
 Sistema: Bosch


12079

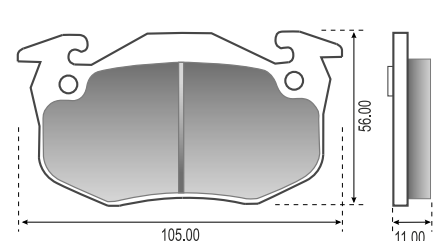
MASTER 2.0, MID, 2.5D, 2.5TD (95>)
 Sistema: BX


12085

CLIO - R19 - MEGANE - MEGANE COUPE -
 R19 1.7 CHAMADE - SCENIC (96>)
 Sistema: BX


12086

CLIO RT, 16V (93>96) - MEGANE 1.9D, 2.0 16V
 R19 1.7 CHAMADE, 1.9D (93>) - SCENIC 2.0 (98>)

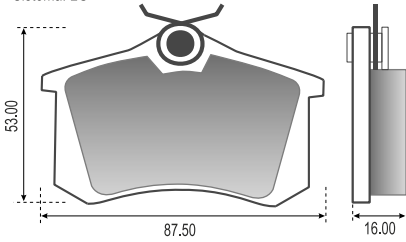


Pastillas para Freno / Brake Pads

RENAULT

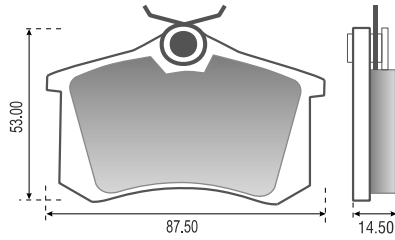
12089

FLUENCE 1.6 16V, 2.0 16V (2010>) - MEGANE II 2.0 16V (origen Turquía)
Sistema: LG



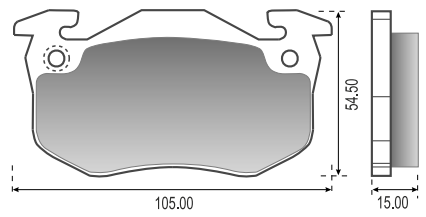
12089A

MEGANE 1.6 16V, 2.0 16V (00>11)
Sistema: LG



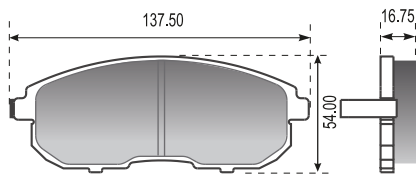
12096

CLIO - TWINGO (93>) - EXPRESS (96>)
Sistema: BX



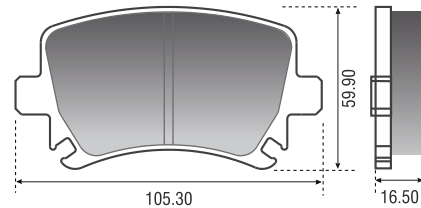
12215

LATITUDE 2.0 16V (2011>)
Sistema: TRW



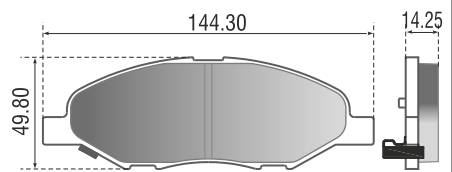
12228

MEGANE 1.6 16V, 2.0, 1.9 - SCENIC - CLIO 1.2, 1.4, 1.5 DCi, 1.6 TWINGO 1.6



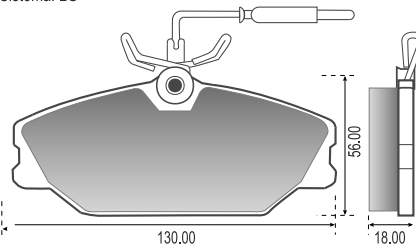
12285

MODUS (04>) - CLIO (05>) - LOGAN - DUSTER (2010>)



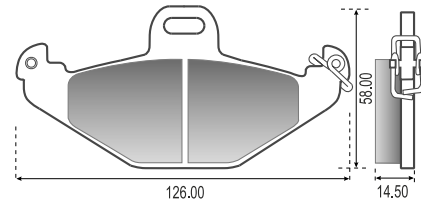
12742

LAGUNA 2.0 - MEGANE - COUPE - SCENIC - SAFRANE R25 (todos)
Sistema: LG



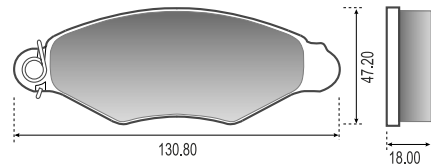
12751

LAGUNA 2.0 (98>)
Sistema: BR



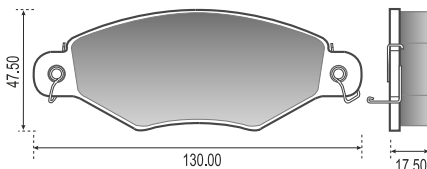
12792

KANGOO 1.4, 1.6 RL, RN, 1.9 RLD - KANGOO EXPRESS 1.6 RL, 1.9 RLD (c/ 1 resorte)
Sistema: Bosch



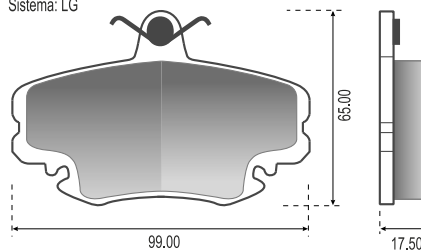
12799

KANGOO 1.4, 1.6 RL, RN, 1.9 RLD - KANGOO EXPRESS 1.6 RL, 1.9 RLD (c/ 2 resortes)
Sistema: BX



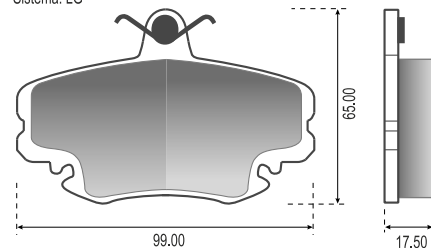
12807

CLIO 1.6 8V RL, RN, RT (96>99), 1.4, 1.8i - R21 1.9 NEVADA (90> CLIO II 1.2, 1.6, 1.8, 2.0 - EXPRESS GTi - SCENIC 1.4, 1.6 (98>) LOGAN 1.5 D, 1.6 8V, 1.6 16V - SYMBOL 1.5 D, 1.6 8V, 1.6 16V (2009>) - SANDERO 1.5, 1.6 16V (2008>) - MEGANE 1.4, 1.6, 1.9D, 2.0, 2.0 16V (97>), 1.6 16V RXE HATCH, RT SEDAN (98>) - R19 1.7 CHAMADE RN, RT (00>)
Sistema: LG



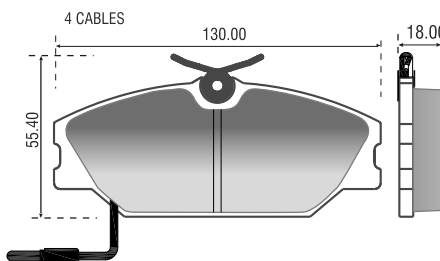
12807N

CLIO (95>99) - SYMBOL - SANDERO - CLIO 1.6 16V (01>), 1.6 8V (96>00) - LOGAN 1.0 16V (08>13), 1.6 16V (08>13) - MEGANE 2.0 16V (98>11)
Sistema: LG



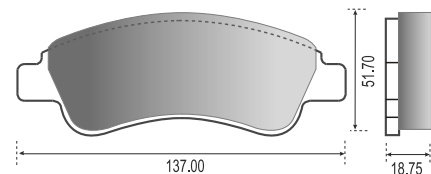
12813

MEGANE SCENIC 2.0 RT - LAGUNA



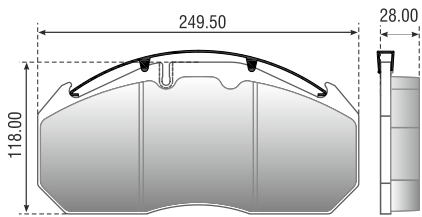
12834

MEGANE II 2.0 16V (2005>) origen Turquía
Sistema: Bosch

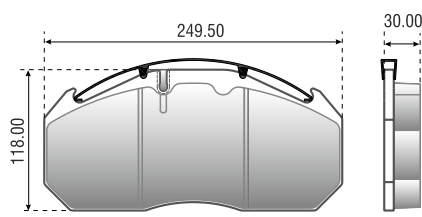


12857

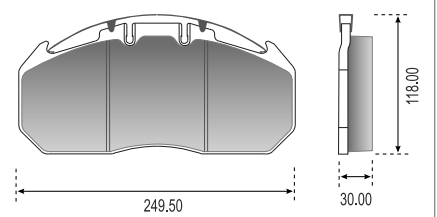
RVI Serie MAGNUM - AE385 - AE390 - AE420 - AE430 - AE470 - AE520 - A560 - PREMIUM (00>) - R 380.17 (93>96) - R 380.19 (93>96) - R 385 TL (93>96)


12857A

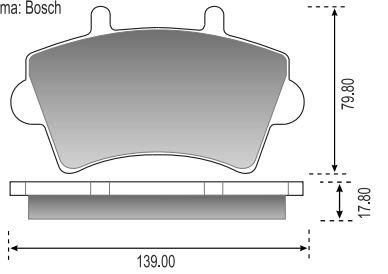
AE-SERIES / MAGNUM (93>95) - AE-SERIES / MAGNUM (00>) - PREMIUM (00>) - R380.17 - R380.19 R385 TL (93>96)


12874

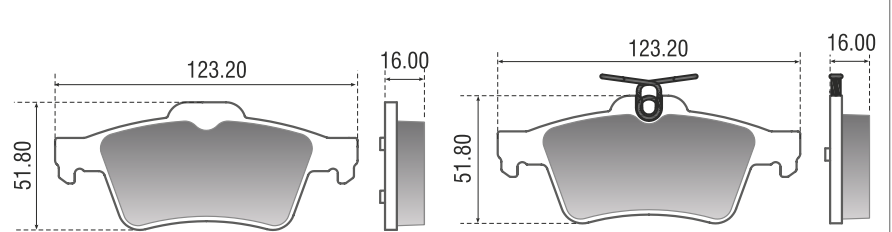
ILIADE (00>) - MAGNUM E-TECH (00>) - PREMIUM (00>) - MAGNUM (00>) - AE - SERIE


12881

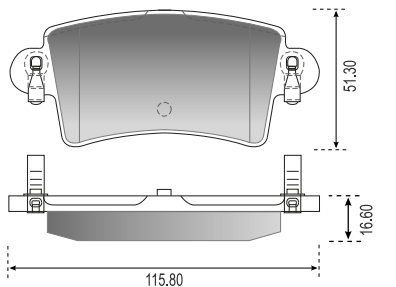
MASTER 2.5 DCI, 2.8D, 2.8 TDi (02>), 2.5 TDi Furgón (largo, mediano, corto) / Chassis (2009>) Sistema: Bosch


12926

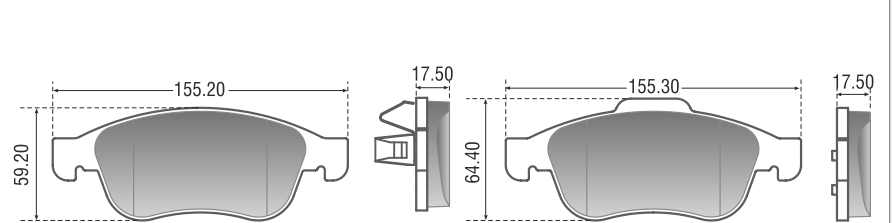
LAGUNA 2.0 (07>)


12889

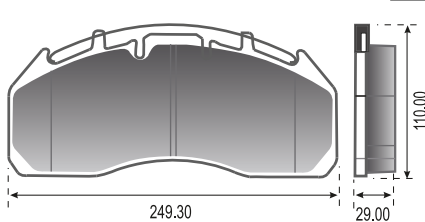
MASTER 2.5 DCI, 2.8D, 2.8 Tdi, 2.5 TDi Furgón (largo, mediano, corto) / Chassis (2009>)


12927

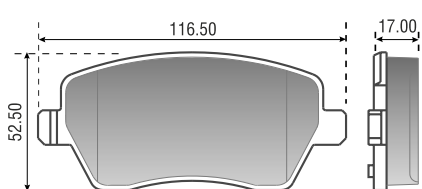
FLUENCE 1.6 16V, 2.0 16V (10>) - DUSTER 2.0 16V 4x4 (2011>) - MEGANE III 1.6 16V, 2.0 16V (08>), 2.0 (10>) - SCENIC (09>) - GRAND SCENIC (09>)


12903

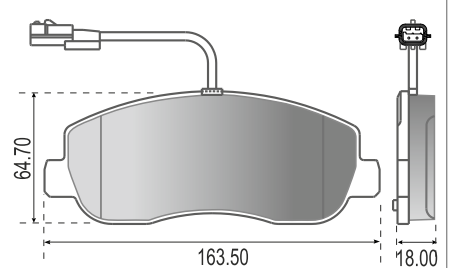
RVI MAGNUM - PREMIUM 2 ROUTE


12935

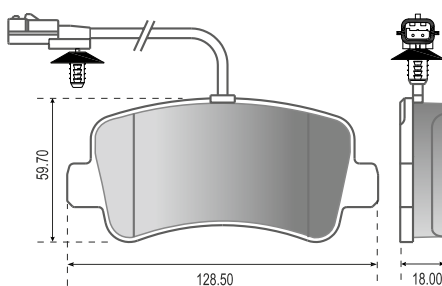
DUSTER 1.6 4X2 (2012>), 2.0 4X2 (2011>) - SANDERO - LOGAN - SYMBOL - CLIO - KANGOO


12944

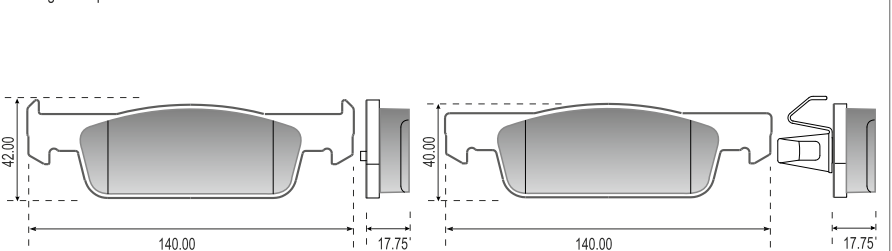
MASTER III 2.3 DCI (13>)


12945

MASTER III 2.3 DCI (13>)


12957

LOGAN (2014>) 1.0 16V, 1.6 8V - CLIO IV - SANDERO 1.6 8V / 16V (2014>) - STEPWAY Traba guía de pistón: \varnothing 44.5 mm

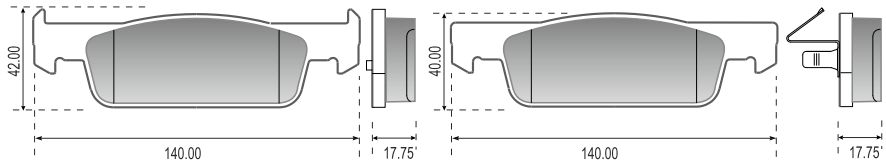


Pastillas para Freno / Brake Pads

RENAULT

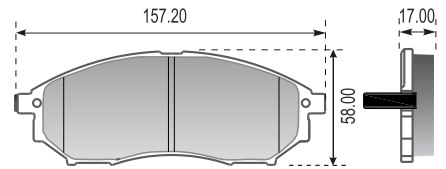
12957A

LOGAN (2014>) 1.0 16V, 1.6 8V - CLIO IV - SANDERO 1.6 16V - STEPWAY (resorte pistón chico)
Traba guía de pistón: ø 27 mm



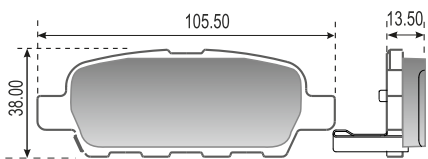
12964

KOLEOS 2.0 Dci, 2.5 (08>14)



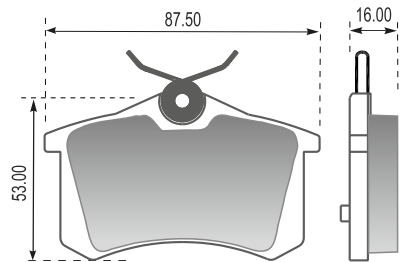
12965

KOLEOS 2.0 Dci, 2.5 (08>)



12971

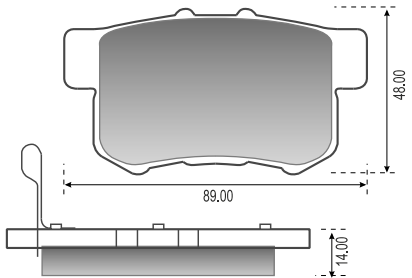
KOLEOS - FLUENCE 2.0 - MEGANE II - SCENIC 2.0



ROVER

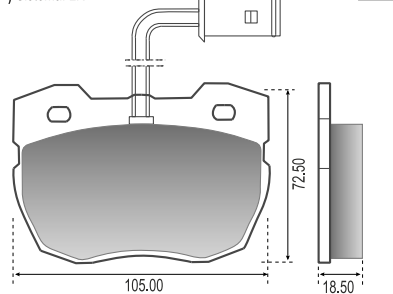
12714

618 1.8i 16V, 2.0i 16V T/S/LUXE - 620 2.0i D/TD (93>) - 623 2.3i 16V GS/S/LUXE (93>98) - 618 1.9 (96>)



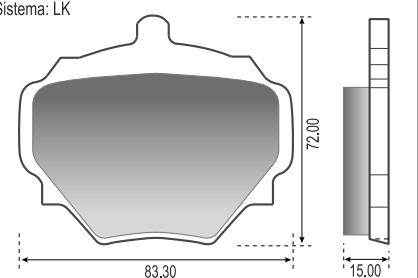
12727

LAND ROVER DEFENDER - RANGE - LAND - DISCOVERY (90>) Sistema: LK



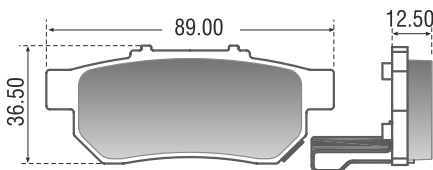
12752

LAND ROVER DEFENDER 90 2.5, 2.8, 3.5 - 110 2.5, 3.5 (90>95) - DISCOVERY 2.5 TDi (95>) Sistema: LK



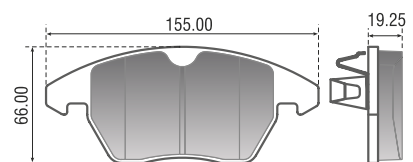
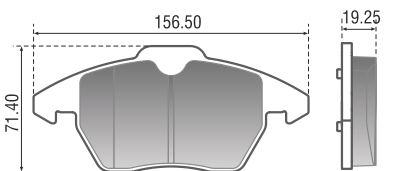
12923

ROVER 45,200,214,216,218,220,414,416,420,618,620,623



12931

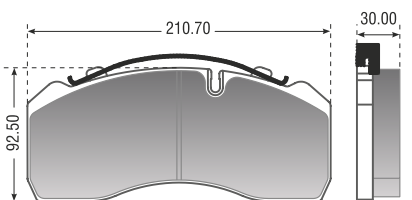
LAND ROVER FREELANDER 3.2 V6 (07>), 2.2 (06>) Sistema: ATE



SAF

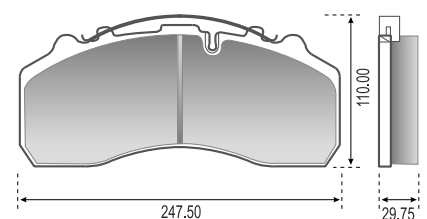
12800

SKRB-9019K



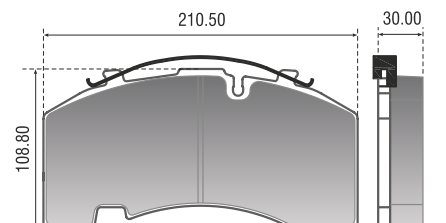
12858

SAF



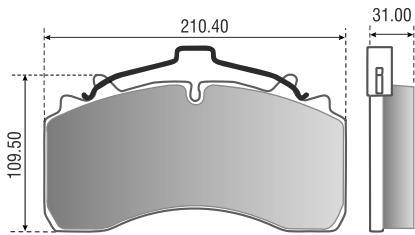
12904

SAF SAUER



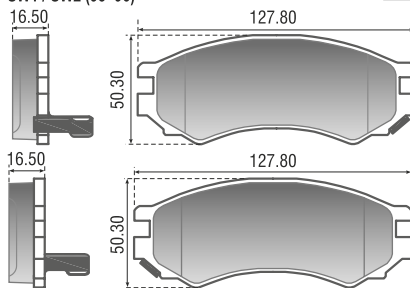
12912

SK, SKRB, SKRLB, SKRS



12252

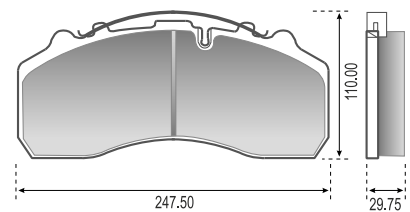
SC1 / SC2 (93>96) - SL / SL1 / SL2 (91>96) - SW1 / SW2 (93>96)



12858

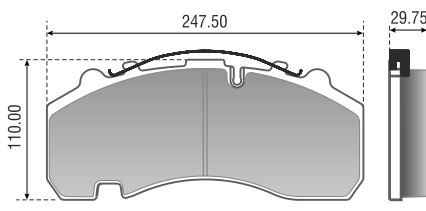
S-124 - T-124 6B (99>) - K-124 EB 4x2, 6x2, 8x2 - R-144 LB (98>) - L-94 IB UB (00>)

Sistema: Knorr



12893

4 - series / P,G,R,T - series

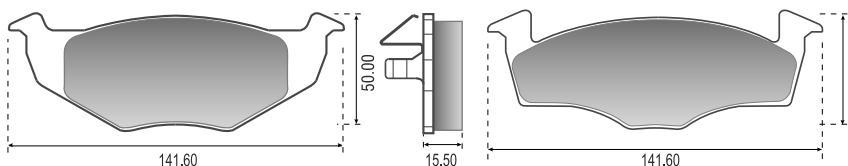


12065

CORDOBA - IBIZA 1.8 GLX (94>) Diesel - Esp. 15.50 mm - Para Disco Ventilado de 20 mm

Traba guía de pistón: Ext. ø 42.50 mm - Int. ø 38.80 mm

Sistema: LG



12089

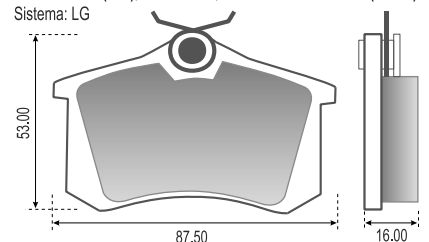
TOLEDO 1.8i, 2.0i 16V (91> 99), 1.6i, 1.9D, SD, TD (>99)

1.8 SE, SXE, TD (93>96), 1.8i 20V, 1.9 Tdi (98>),

1.8i CL, GL, GLX 16V, 2.0 GL, GLX, GT (>96) - CORDOBA

IBIZA 1.9 TDi (99>), 1.8 GTi 16V, 2.0 Gti - IBIZA COUPE (93>99)

Sistema: LG



12098

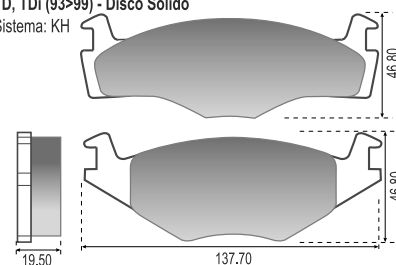
CORDOBA 1.4 CLX, GLX 1.6, 1.8, 1.9D, SDi, TD (97>99)

IBIZA 1.4, 1.6, 1.6i, 1.7 SDi, 1.8 CLX, GLX, GLXi, 1.9 Sdi,

TD, TDi (93>99) - TOLEDO 1.6i, 1.8 SE, SXE, 1.9D, Sdi,

TD, TDi (93>99) - Disco Sólido

Sistema: KH



12099

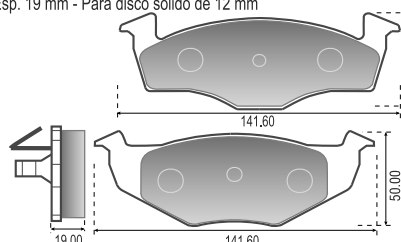
CORDOBA - IBIZA 1.4, 1.6i, 1.8 CLX, GLX, GLXi, 1.7 SDi,

1.9 SDi, TD, TDi (93>99) - TOLEDO 1.6i, 1.8 SE, SXE

(93>98), 1.9D, SDi, TD, TDi (99>) - Traba guía de pistón:

Ext. ø 42.50 mm - Int. ø 38.80 mm -

Esp. 19 mm - Para disco sólido de 12 mm



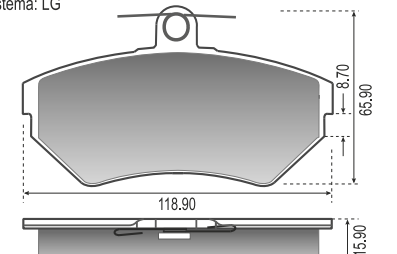
12127

CORDOBA 1.9 TDi, 2.0 GTi 16V, 1.8 GTi 16V - IBIZA

1.8 GTi, 2.0 GTi 16V (93>99) - TOLEDO 1.9 TDi, 1.8i,

2.0i 16V (91>99) - INCA 1.9D, Sdi (97>) - Disco Ventilado

Sistema: LG



SAF

SATURN

SCANIA

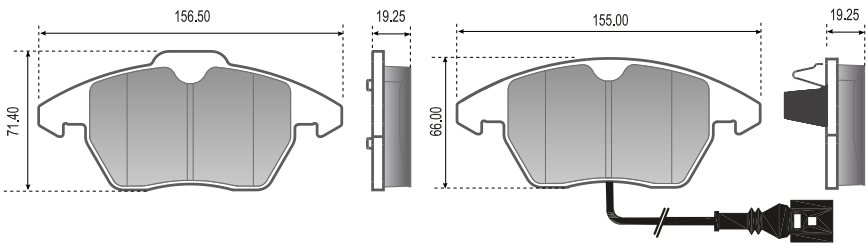
SEAT

Pastillas para Freno / Brake Pads

SEAT

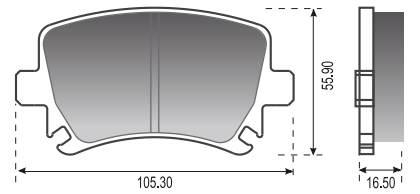
12227

ALTEA - IBIZA - LEON - TOLEDO 1.6i, 1.9 TDi, 2.0 FSi, 2.0 TDi (94>)
Sistema: Teves



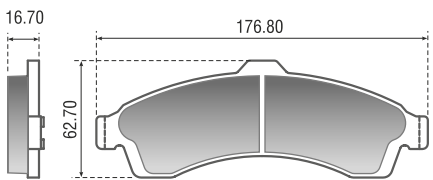
12228

ALTEA 1.4 (09>10), 1.8, 2.0 (05>09) - FREETRACK 2.0 (09>10) - TOLEDO 2.0 (06>09), 1.6, 1.9 TDi, 2.0 FSi, 2.0 TDi (04>) LEON - IBIZA



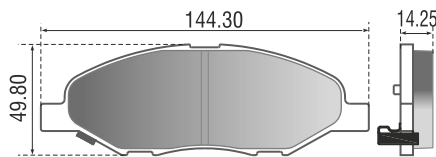
12277

ALHAMBRA



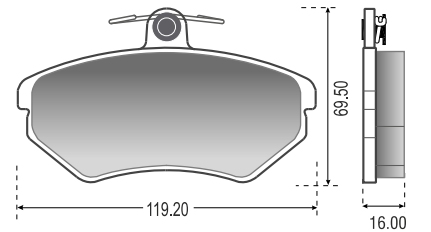
12285

CORDOBA (02>09)



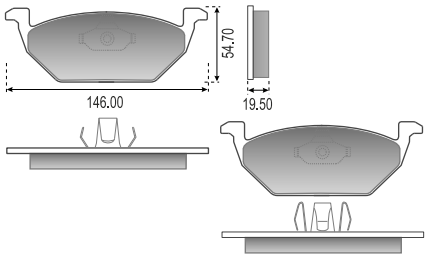
12516B

CORDOBA 1.9 TDi, 2.0 GTi 16V, 1.8 GTi 16V, IBIZA 1.8 GTi, 2.0 GTi 16V (93>99) - TOLEDO 1.9 Tdi 1.8i, 2.0i 16V (91>99) - INCA 1.9D, Sdi (97>) - Disco Ventilado Sistema: LG

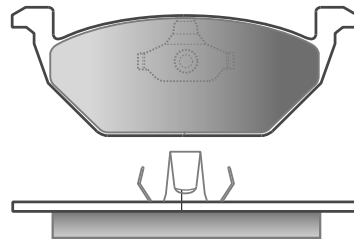


12762

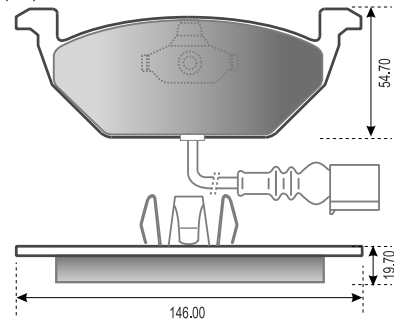
LEON 1.6, 1.8, 2.0V, 1.9 TDi (99>) - TOLEDO 1.6i, 1.8i 20V, 1.9 TDi Traba guía de pistón: Ext. ø 42.50 mm - Int. ø 51.50 mm - Sistema: ATE



LEON 1.6, 1.8 20V, 1.9 TDi (99>) - TOLEDO 1.6i - 1.8i 20V, 1.9 TDi (98>) Traba guía de pistón: Ext. ø 42.50 mm - Int. ø 51.50 mm Sistema: ATE



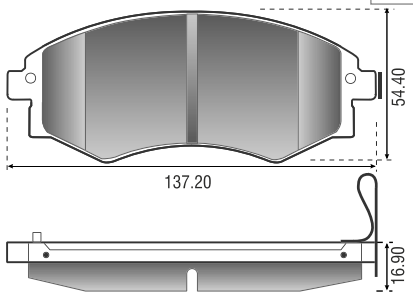
12763



SSANGYONG

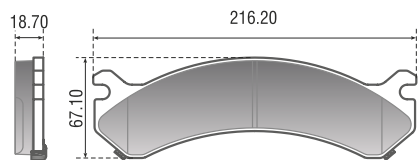
12270

KORANDO (99>) - MUSSO



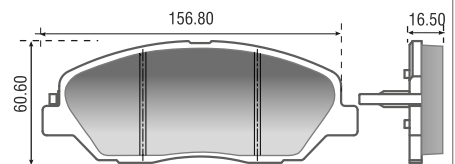
12273

KORANDO (99>) - MUSSO



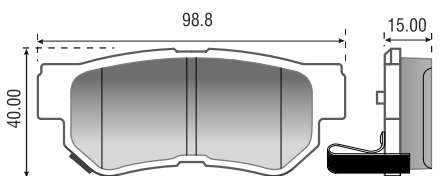
12950

KORANDO 2.0 4x2 / 4x4 (10>) - REXTON Sistema: Mando



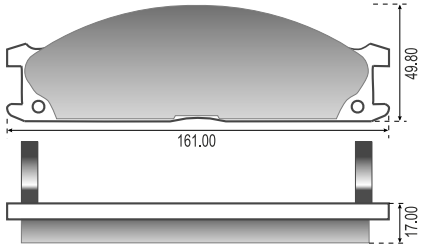
12953

REXTON (03>) - ACTYON 2.0 4x4 (08>) Sistema: AK

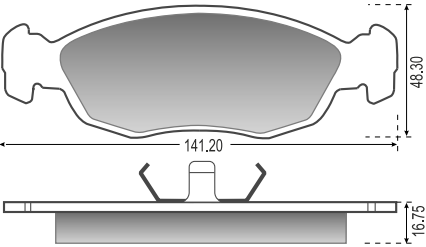


12333

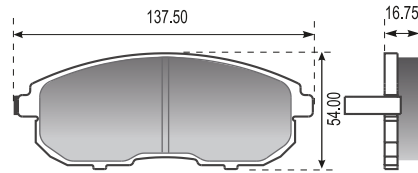
COUPE SVX (93>)
Sistema: AK


12095

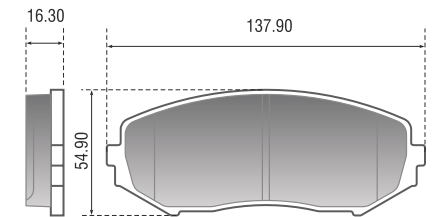
FUN 1.0 (02>)
Traba guía de pistón: ø 37.00 mm
Sistema: ATE


12215

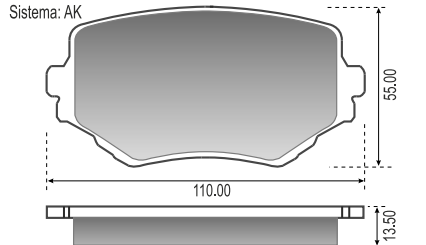
SUZUKI SX-4


12236

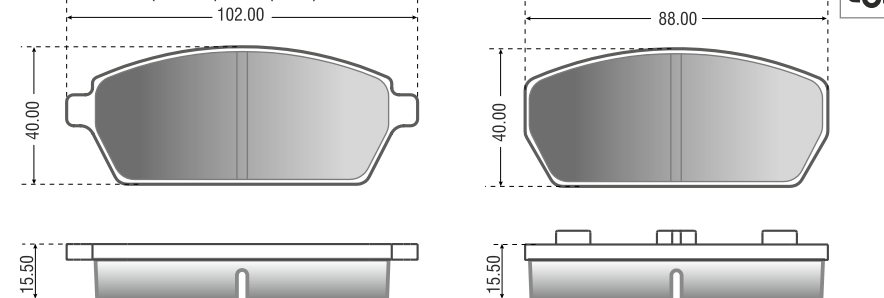
GRAND VITARA 1.6, 1.9, 2.0 (06>) - VITARA (06>) -
GRAND VITARA (06>08) - ESCUDO (88>02)
SUPER CARRY - GRAND ESCUDO - JIMNY (98>)


12680

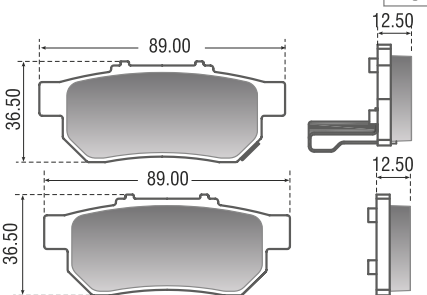
GRAN VITARA 1.6, 2.0, TD, 2.5 V6 24V (98>) -
VITARA 1.6, 1.9, 2.0 TDi (95>99), 2.0 16V (96>99) -
2.0 TD V6 (94>98) - SIDERICK (95>)
Sistema: AK


12869

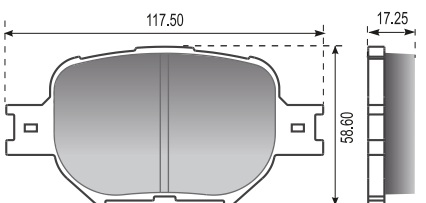
SUPER CARRY BUS (MINIBUS) ED 1.0 (92>99)


12923

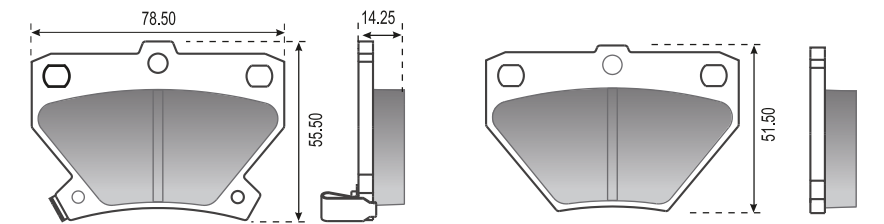
ALTO - KEI - SX4 1.6, 2.0 (2006>) - SWIFT 1.6


12217

COROLLA (2006>) 1.6 VVTI (04>07) - 1.8 VVTI (04>07) -
CAMRY - CELICA 1.8 16V TS (99>05) - COASTER -
HILUX - LAND CRUISER - RAV 4 - SUPRA


12223

COROLLA (2006>) 1.6 VVTI (02>07) - 1.8 VVTI (04>07) - CELICA 1.8 16V TS (99>05) - MATRIX 1.8 VVTI (01>04) - PRIUS 1.5 HYBRID (00>04) - YARIS 1.0 16V (02>05) - YARIS 1.5 VVTI TS (01>05)

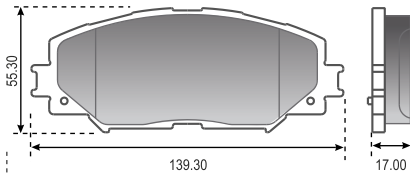


Pastillas para Freno / Brake Pads

TOYOTA

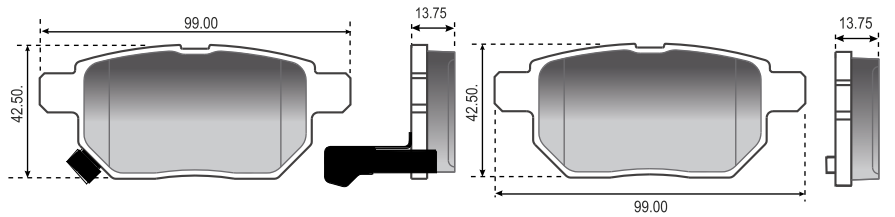
12226

COROLLA XLI 2.0 Diesel (08>13) - RAV4 III 2.0 VVTi 4WD, 2.4 VVTi 4WD (08>13) - PRIUS



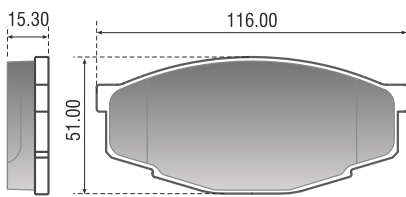
12233

COROLLA XLI 2.0 Diesel (08>13) - RAV4 III (08>13) - YARIS (08>13)



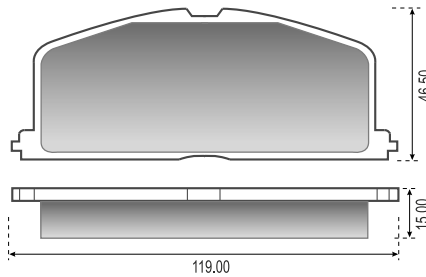
12238

CRESSIDA STATION WAGON 2.0, 2.4 - SUPRA 2.8 - MARK 2.0



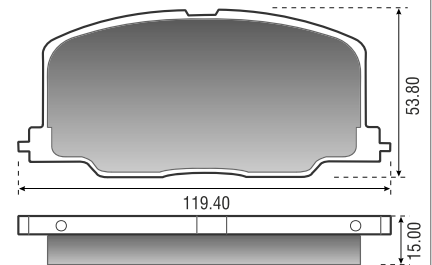
12242

COROLLA (84>)



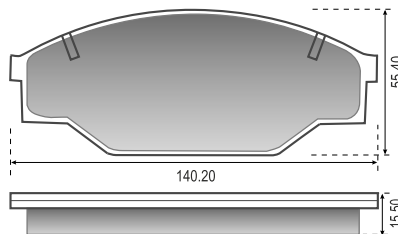
12244

4 RUNNER - CELICA (90>97) - CAMRY (90>93) - CORONA (90>93) - CARINA 1.6, 2.0(90>) - COROLLA 1.6, 1.8 (90>) LEXUS (95>) - CRESSIDA 2.0, 2.2 - CYNOS - HIACE 2.0, 2.4



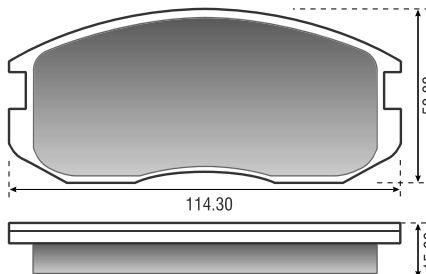
12250

HILUX 4x4 (92>)
Sistema: AK



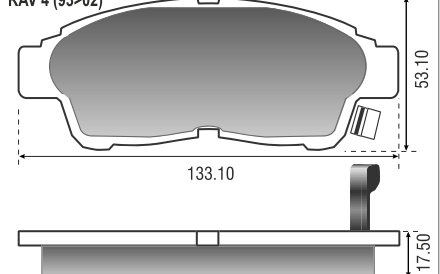
12255

CAMRY



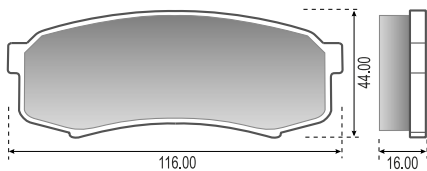
12259

CAMRY (91>01) - CARINA (90>) - CELICA (94>97) - COROLLA DX / LE (92>02) - CORONA 2.0 (92>) - RAV 4 (93>02)



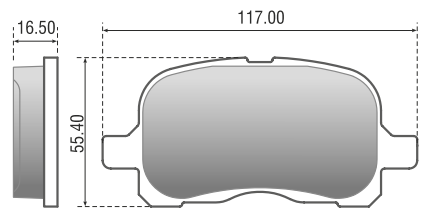
12261

TOYOTA 4500 - PRADO - 4 RUNNER - LAND CRUISER - LEXUS (91>97)



12271

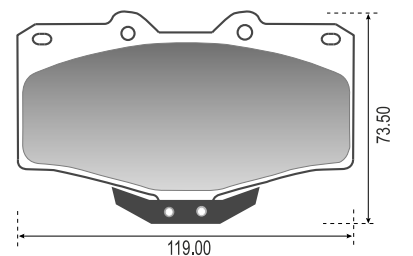
COROLLA (98>02) - PASEO (98>99) - STARLET - CARINA - CAMRY CELICA - TERCEL - CYNOS



12436

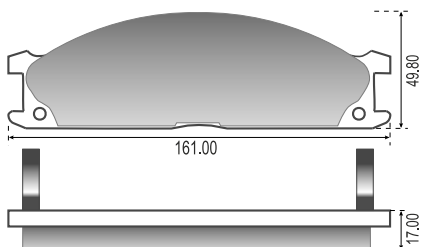
RUNNER RV 4 (92>) - HILUX SW4 (96>00) - HILUX T100 1/2 Ton. 4X2, 4X4 - HILUX 1 Ton. 4X4 (99>) - 4 RUNNER (02>) - LAND CRUISER (93>)

Sistema: Sumitomo



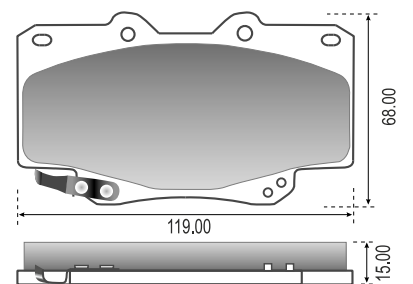
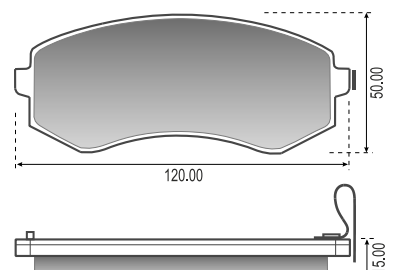
12333

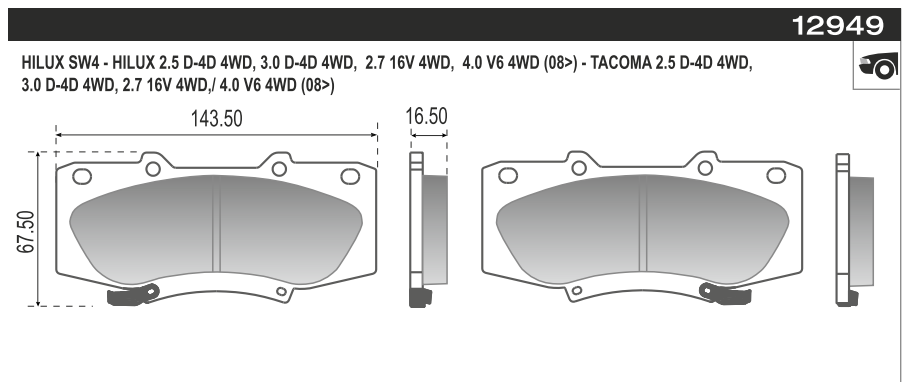
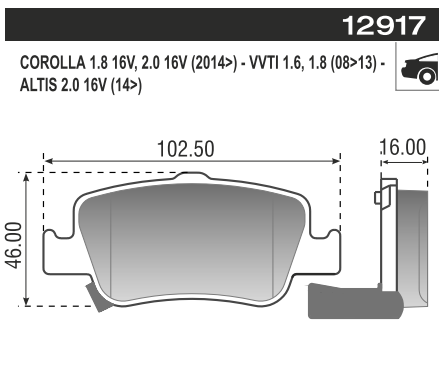
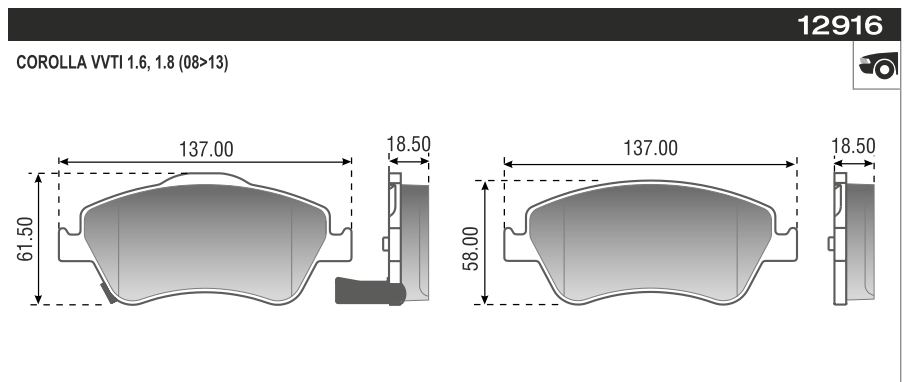
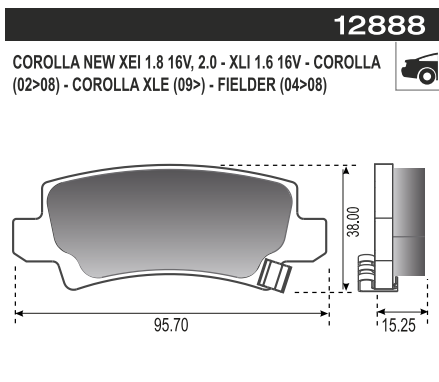
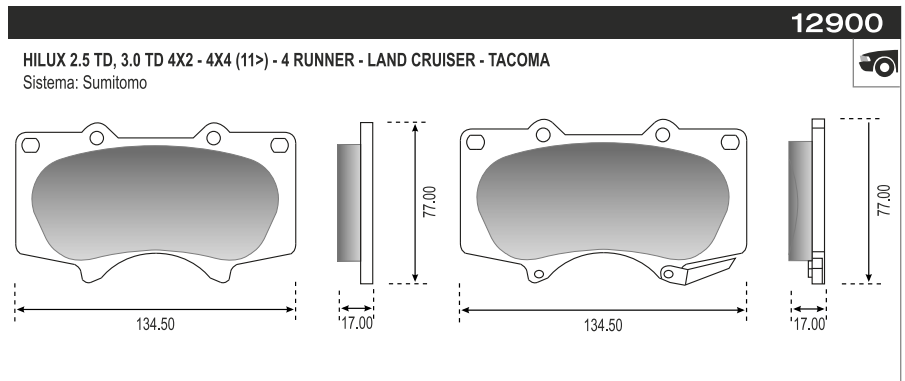
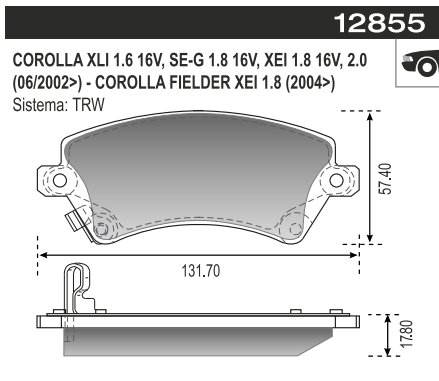
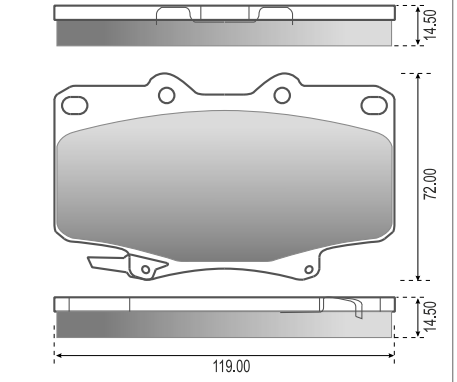
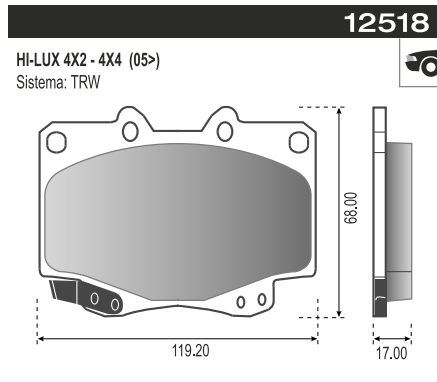
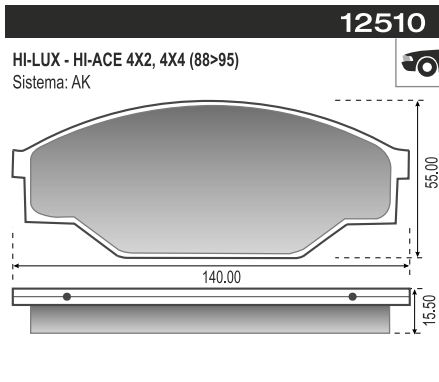
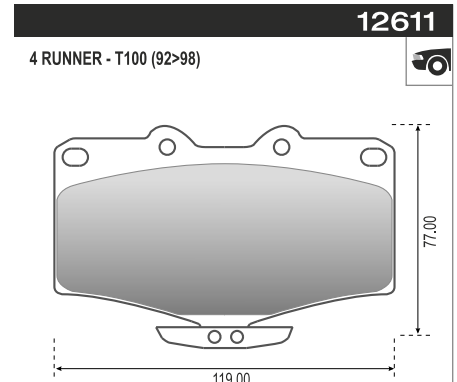
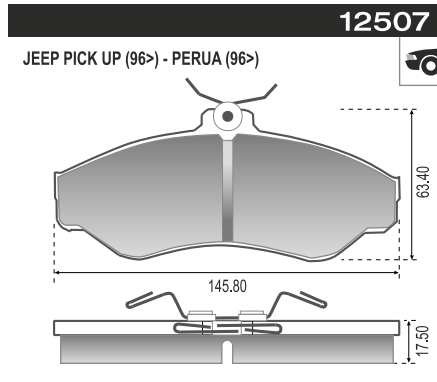
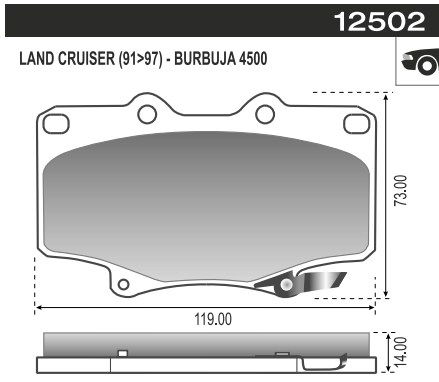
CAMRY - CARINA - COROLLA (90>) - CELICA (>97) - CORONA (92>94) - RAV 4 (93>)
Sistema: AK



12422

RUNNER RV 4 4X2, 4X4 (98>)
Sistema: BR



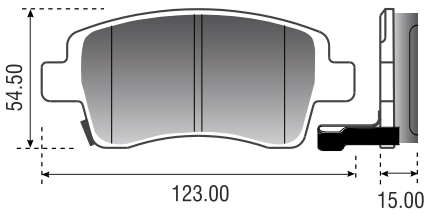


Pastillas para Freno / Brake Pads

TOYOTA

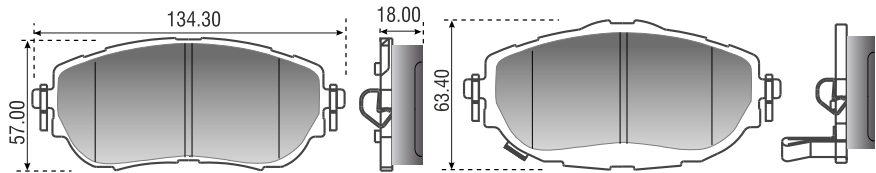
12946

ETIOS 1.5 (2014>)



12966

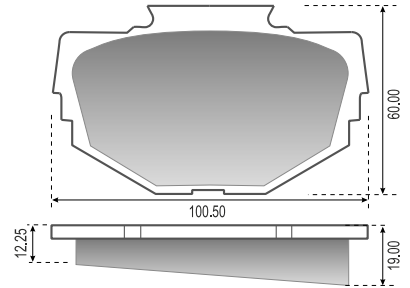
COROLLA 2.0 16V, 1.8 16V (2014>) - ALTIS 2.0 16V (2014>)



VOLKSWAGEN

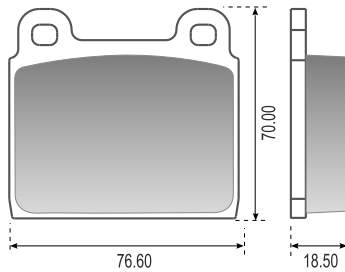
12006

1500 - 1800
Sistema: Tensa



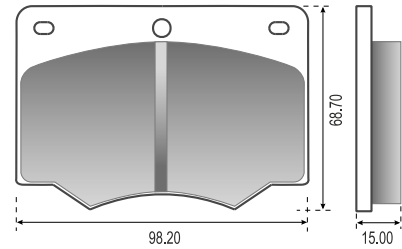
12029

COMBI 1.6 (74>88), 1.8 (89>01) - KOMBI (82>)
Sistema: ATE



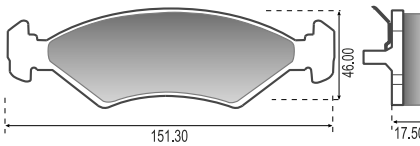
12030

KOMBI - FURGON (76>86)



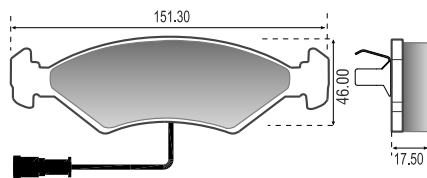
12032

POINTER 1.6, 1.8, 2.0 (93>96) - LOGUS 1.6, 1.8 (93>97)
Traba guía de pistón: \varnothing 43.00 mm
Sistema: ATE



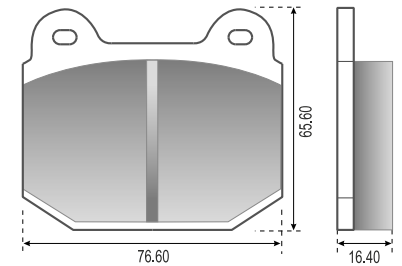
12032B

APOLLO (90>92) (1 sensor)
Traba guía de pistón: \varnothing 43 mm
Sistema: ATE



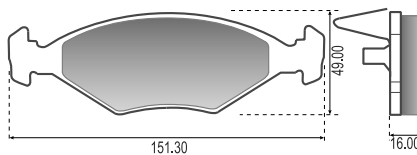
12039

1500 - 1800
Sistema: BX



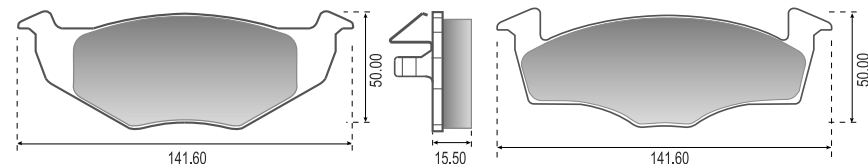
12049

GOL (00>)
Traba guía de pistón: \varnothing 43.00 mm
Sistema: ATE



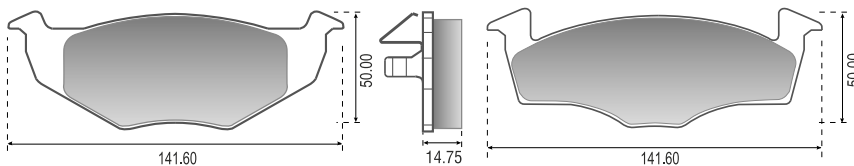
12065

GOL TREND - VOYAGE POLO CLASSIC - POLO 1.9 DIESEL - CADDY (97>) - GOLF 1.8 GL, GLX (95>)
Para Disco Ventilado de 20 mm - Traba guía de pistón: Ext. \varnothing 42.50 mm - Int. \varnothing 38.80 mm
Sistema: KH



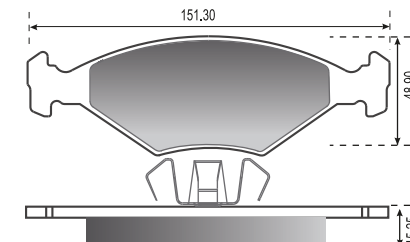
12065B

GOLF III (95>98) - POLO CLASSIC - FOX 1.0 12V (14>), 1.0 8V (EA111) (03>14), 1.6 8V (EA111) (03>14) Rodado 13"
Para Disco Ventilado de 20 mm - Traba guía de pistón: Ext. \varnothing 42.50 mm - Int. \varnothing 38.80 mm
Sistema: ATE



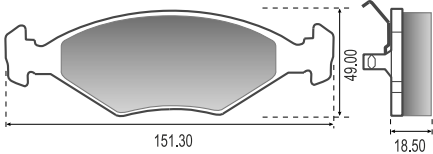
12068

GOL TREND - VOYAGE - GOL 1.0, 1.6, 1.8 - PARATI 1.0, 1.6, 1.8, 2.0 - SAVEIRO 1.6, 1.8, 2.0 (09>)
Traba guía de pistón: \varnothing 49.00 mm
Sistema: ATE

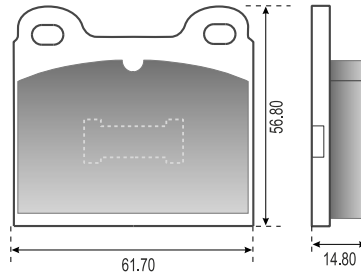


12070

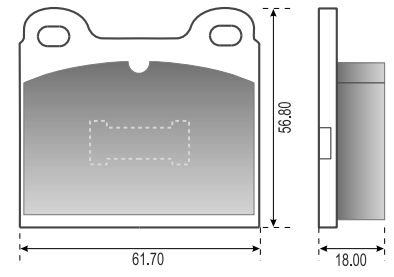
GACEL - CARAT (81>92) - GOL 1.0, 1.6 (95>00), 1.8 (>00)
 PARATI - SAVEIRO 1.8 (86>95) - PASSAT - SANTANA 1.8
 (84>89) - SENDA - VOYAGE (90>), 1.8 (84>95)
 Traba guía de pistón: ø 37.00 mm
 Sistema: ATE


12071

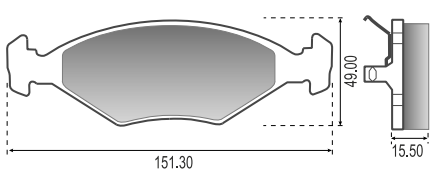
GOL 1.3 - SENDA (81>93) - GOL 1.6 - VOYAGE (80>83)
 Sistema: ATE


12072

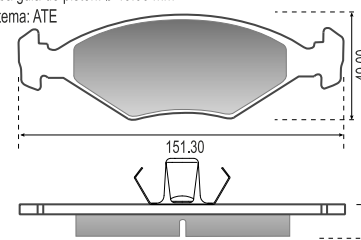
GOL 1.6 GL - GOL 1000 (92>94) - PARA TI (82>96)
 PASSAT - SAVEIRO 1.6 (79>93) Sistema: ATE


12073

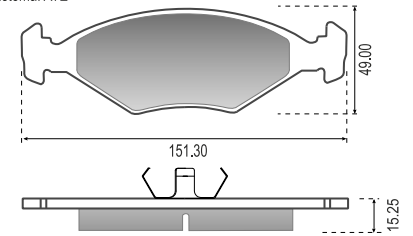
GOL 2.0 GTI - QUANTUM 1.8, 2.0 - SANTANA 1.8, 2.0 (88>96)
 Traba guía de pistón: ø 37.00 mm
 Sistema: ATE


12073A

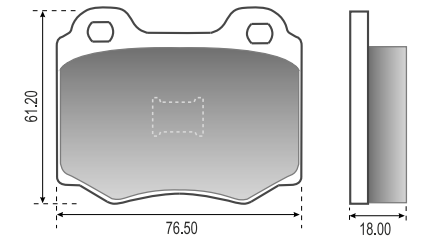
PARATI 1.0 16V (97>09), 1.6, 1.8 (95>09), 2.0 (97>09) -
 GOL 1.0, 1.6, 1.8 (07>00), 1.6, 1.8 (06>09) - POINTER (98>05) -
 SAVEIRO 1.6, 1.8 (95>09), 2.0 (98>09)
 Traba guía de pistón: ø 43.00 mm
 Sistema: ATE


12073B

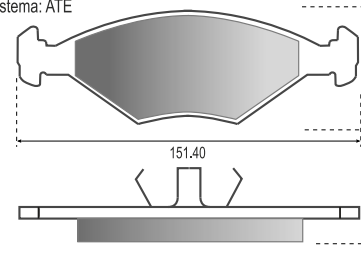
PARATI (96>01) - COUNTRY
 Traba guía de pistón: ø 37.00 mm
 Sistema: ATE


12074

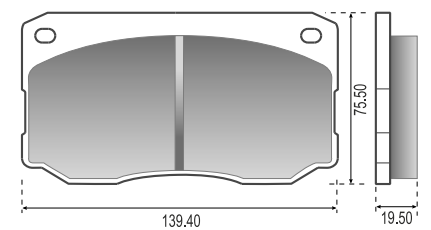
SENDA 1.6 - GOL 1.0, 1.6 - SAVEIRO 1.6 (94>96) -
 PARATI (BR) - VOYAGE 1.6 (BR)
 Sistema: ATE


12080

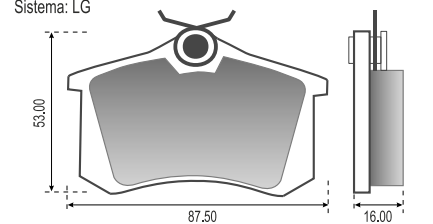
GOL 1.0, 1.6, 1.8 (00>) - GOL COUNTRY - PARATI -
 SAVEIRO 1.6, 1.8 (95>)
 Traba guía de pistón: ø 43.00 mm
 Sistema: ATE


12081A

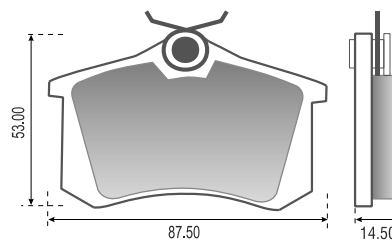
5-140 (05>12) - 8-140 - VOLKSBUS 5.150
 Sistema: Varga


12089

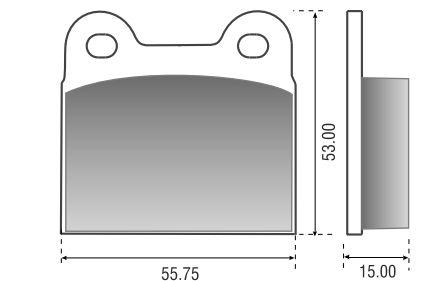
GOLF 1.6, 1.8, 1.9, 2.0 8V, 2.0 16V, 1.8 GTI (99>) -
 GOLF VARIANT 2.0 GL (94>) - PASSAT 1.6, 1.8, 1.9TDI,
 1.8i, 2.0i 16V CL, GL, GT, GTS, 2.0, 2.5 TDi, 2.8 V6 -
 BORA 1.8, 2.0 (99>) - BEETLE 1.8, 1.9 TDi, 2.0, (91>)
 Sistema: LG


12089A

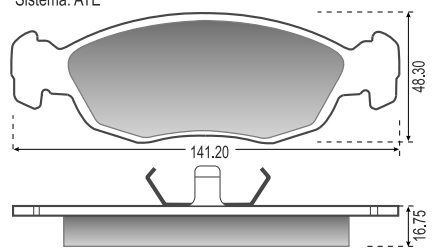
BORA 2.0 8V (00>10) - GOLF 1.6 (99>12), 2.0 (99>12) -
 POLO 2.0 8V
 Sistema: LG


12092

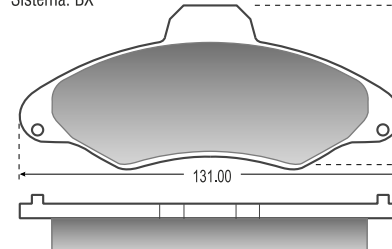
FUSCA (70>96) - BRASILIA - ESCARABAJO
 Sistema: ATE


12095

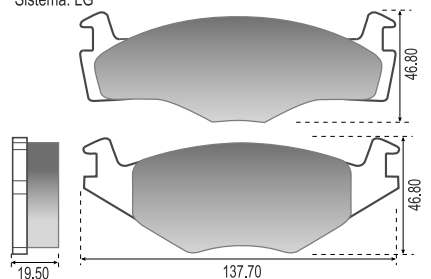
VOYAGE (83>93)
 Traba guía de pistón: ø 37.00 mm
 Sistema: ATE


12097N

LOGUS 1.6, 1.8 (93>97) - POINTER 1.6, 1.8 (95>96)
 VERONA 1.6, 1.8 (93>96)
 Sistema: BX


12098

GOLF GL, GLX 1.8 (94>) - QUANTUM 1.8, 2.0 -
 POLO CLASSIC (>96) Disco Solido
 Sistema: LG

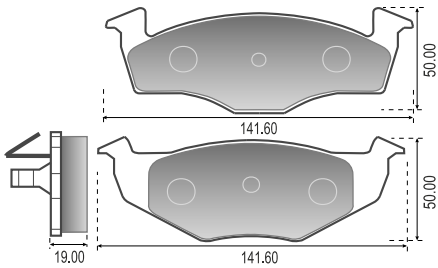


Pastillas para Freno / Brake Pads

VOLKSWAGEN

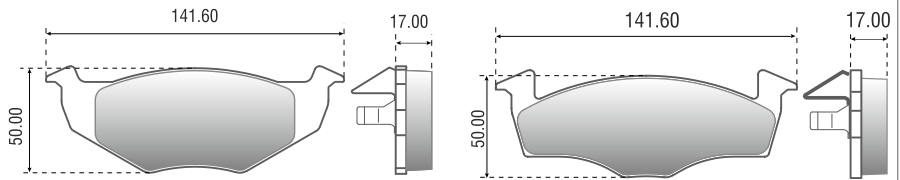
12099

GOL 1.6 (08>) - GOLF 1.8 (95>) - POLO CLASSIC (96>)
Traba guía de pistón: Ext. ø 42.50 mm - Int. ø 38.80 mm -
Para disco sólido de 12 mm



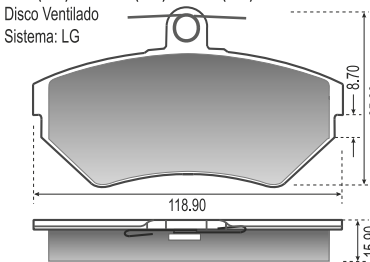
12099A

VOYAGE - TREND - NEW SAVEIRO 1.6 (2010>)
Traba guía de pistón: Ext. ø 42.50 mm - Int. ø 38.80 mm - Para Disco ventilado de 18 mm



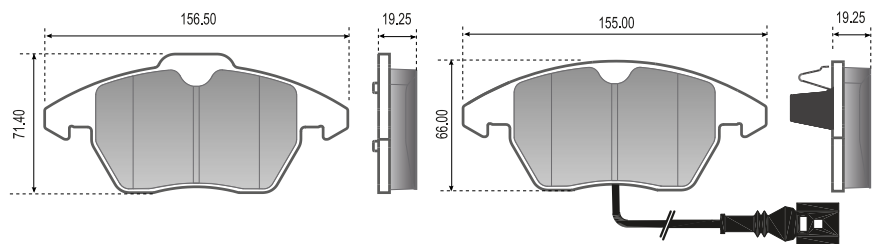
12127

GOLF 1.9 TDL (97>), 2.0 GTI - GOLF VARIANT 2.0 GL -
PASSAT 1.6, 1.8i, 2.0i 16V CL, GL, GT, GLS (89>),
1.9D (97>) - CADDY (00>) - POLO (00>)
Disco Ventilado
Sistema: LG



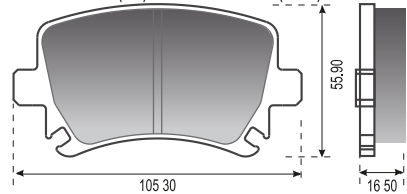
12227

BORA 2.0 16v, 2.0 TDI 16v, EOS 2.0 FSI, 2.0 TDI, 3.6 FSI (06>) - GOLF GTI - JETTA 1.6i, 1.6 FSI, 1.9 TDI, 2.0 TDI, 2.0 FSI (05>)
NEW BEETLE - PASSAT VI 1.6i, 1.6 FSI, 1.9 TDI, 2.0 TDI, 2.0 FSI, 3.6 - VARIANT 3.2 FSI V6 - CC 1.8 FSI, 2.0 TDI, FSI, 3.6 (08>)
VENTO 2.0 TDI, TFSI, 2.5 FSI (11>) - VARIANT 2.5, 2.0 TDI - TOURAN - TIGUAN (09>) Sistema: Teves



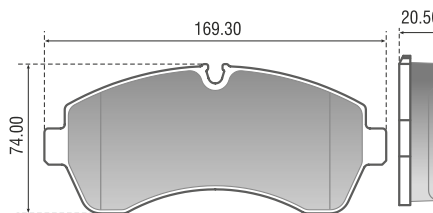
12228

BORA 2.0 (07>) - 2.5 (09>), 2.0 TDI 16v, EOS 2.0 FSI, 2.0 TDI,
3.6 FSI (06>) - GOLF GTI - JETTA 1.6i, 1.6 FSI, 1.9 TDI, 2.0 TDI,
2.0 FSI (05>) - NEW BEETLE (07>) - PASSAT VI 1.6i, 1.6 FSI, 1.9 TDI,
2.0 TDI, 2.0 FSI, 3.6 - VARIANT - CC 1.8 FSI, 2.0 TDI, FSI, 3.6 R36
4 MOTION (08>) - WAGON (07>) - VENTO 2.0 T, 2.5 (09>), 2.0 TDI -
TOURAN - TIGUAN (09>) - SAVEIRO 1.6 8V/16V (2015>)



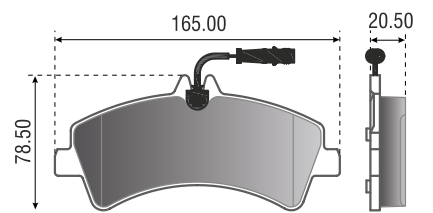
12229

CRAFTER 5.0 TON (08>10)



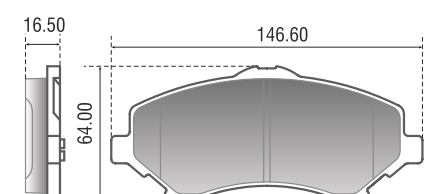
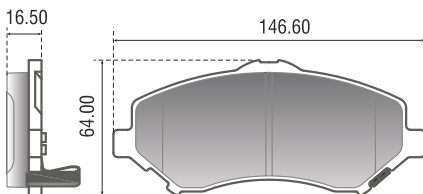
12232

CRAFTER 5.0 TON (08>10)



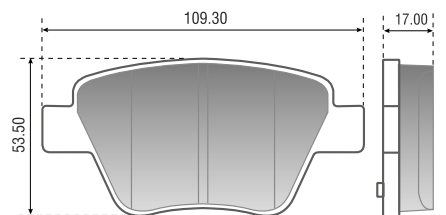
12230

ROUTAN 3.8 (09>10), 4.0



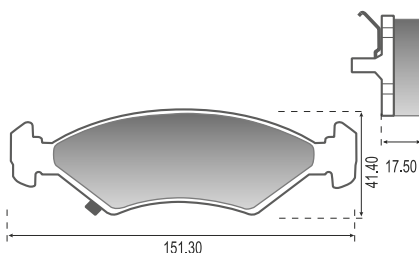
12234

VENTO - GOLF VI (11>) - JETTA 2.0 TSI



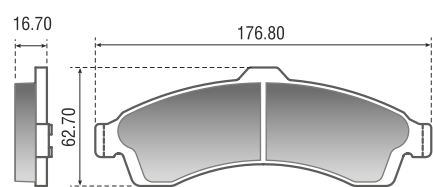
12267

POINTER 1.6, 1.8, 2.0 (93>96) - LOGUS 1.6, 1.8 (93>97)
Traba guía de pistón: ø 43.00 mm
Sistema: ATE



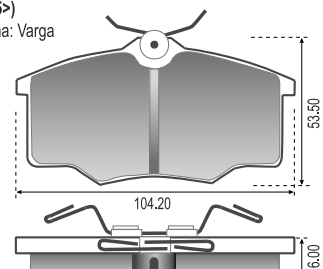
12277

SHARAN



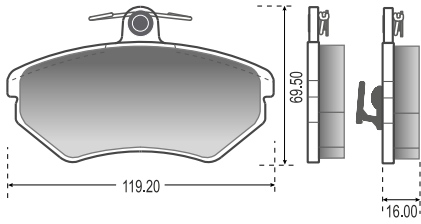
12508

GOL 1.0, 1.6, 1.8, 2.0 NAFTA, 1.9 DIESEL (96>) -
GOL 1.0 ESPECIAL (98>) - PARATI - SAVEIRO 1.6
1.8 (95>)
Sistema: Varga

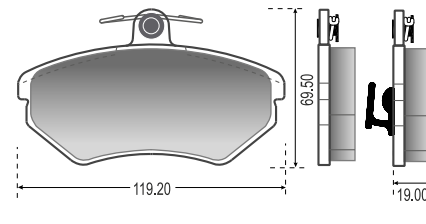


12516

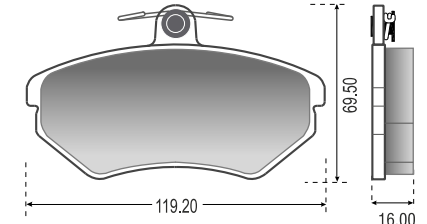
GOLF GTI 2.0 - VARIANT 2.0 GL - PASSAT 1.8i, 2.0i 16V CL, GL, GLS, GT - POLO (89>) Disco Ventilado
Sistema: LG


12516A

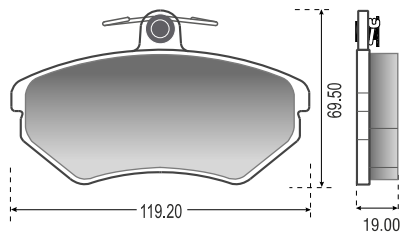
GOLF GTI 2.0 - POLO - PASSAT 1.6, 1.9
Discos Sólido
Sistema: LG


12516B

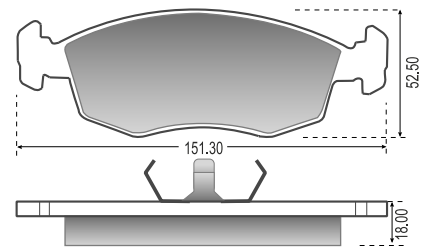
GOLF GTI 2.0, 1.8 - JETTA - POLO - PASSAT 1.6, 1.9
Disco Ventilado
Sistema: LG


12516C

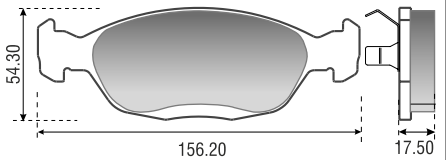
GOLF GTI 2.0, 1.8 - JETTA - POLO - PASSAT 1.6, 1.9
Disco Sólido
Sistema: LG


12520

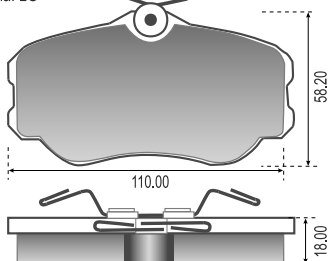
POINTER 2.0 GTi (94>)
Traba guía de pistón: \varnothing 49.00 mm
Sistema: ATE


12523

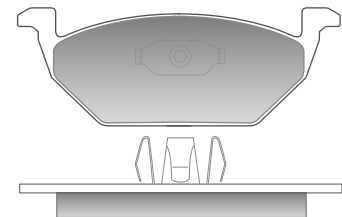
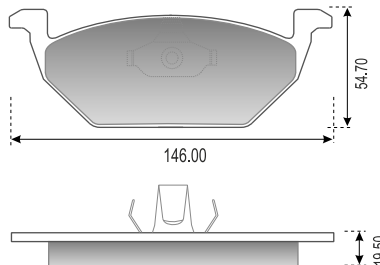
GOLF GTI - PARATI 1.8 - QUANTUM 1.8, 2.0 - SANTANA 1.8, 2.0 (94>) - SAVEIRO 2.0 (98>)
Sistema: ATE


12525

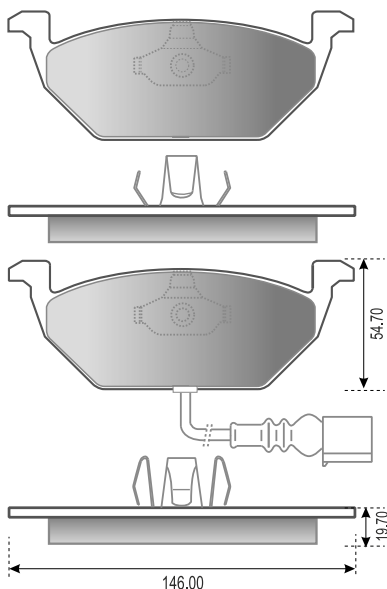
GOLF GTI 2.0 (94>), GTI 16V - QUANTUM 1.8, 2.0 - SANTANA 1.8, 2.0 (94>) - PARATI 1.8 (95>)
Sistema: LG


12762

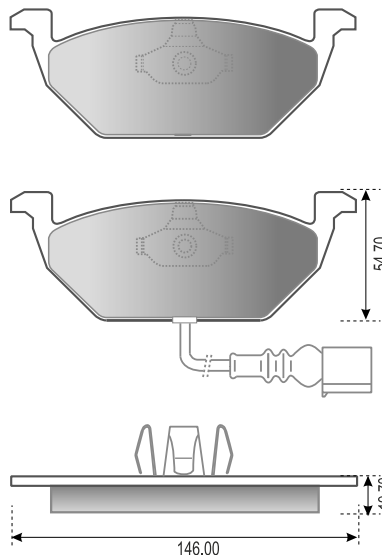
BORA 2.0 - GOLF 1.6, 2.0 8V - POLO 1.6 - FOX 1.6 - SURAN 1.6 - NEW BEETLE 2.0 8V - UP 1.0 MPI High, Move, Take, Black, Red, White - Traba guía de pistón: Ext. \varnothing 42.50 mm Int. \varnothing 51.50 mm Sistema: ATE


12763

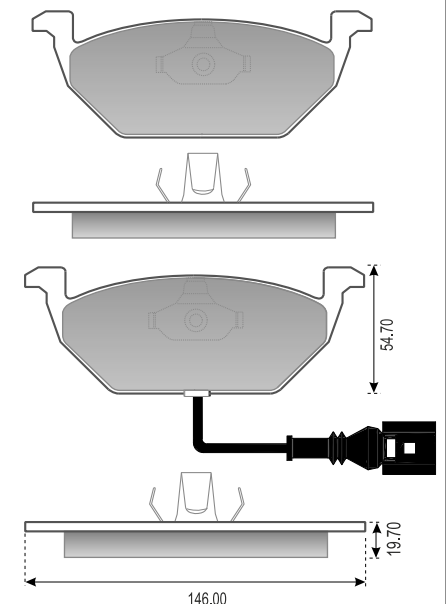
BORA 2.0 (00>) - FOX 1.6 (04>) NEW BEETLE 2.0 8V (99>) - GOLF SERIE IV 1.6, 1.8, 1.9, 2.0 8V (99>02) - PASSAT - UP 1.0 MPI High, Move, Take, Black, Red, White
Traba guía de pistón: Ext. \varnothing 42.50 mm - Int. \varnothing 51.50 mm
Sistema: ATE


12763A

FOX 1.6 - GOLF 1.6, 2.0 8V - POLO 1.6 (02>) - SURAN 1.6, 1.9 D (06>) (indicador de desgaste)
Traba guía de pistón: \varnothing 51.50 mm
Sistema: ATE


12763C

GOLF 1.6 (03>13), 2.0 8V (02>14) - POLO 1.0 16V (03>07)
Rodado 14"
Traba guía de pistón: \varnothing 42.50 mm
Sistema: ATE

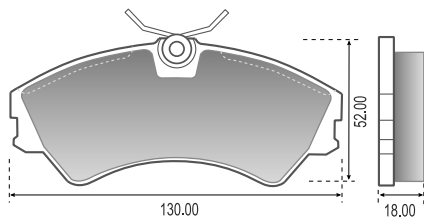


Pastillas para Freno / Brake Pads

VOLKSWAGEN

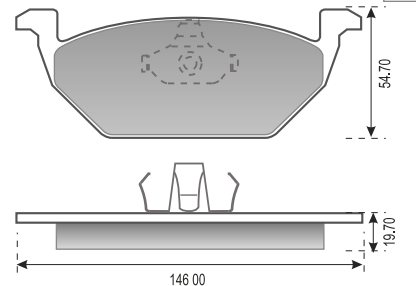
12740

TRANSPORTER 14" (90>)
Sistema: LG



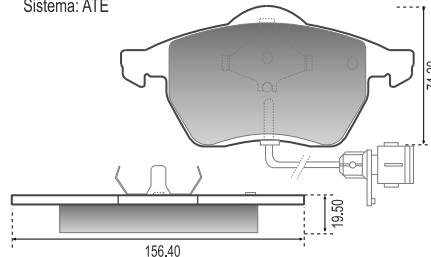
12763B

SURAN - Traba guía de pistón: ø 42.00 mm - araña chica



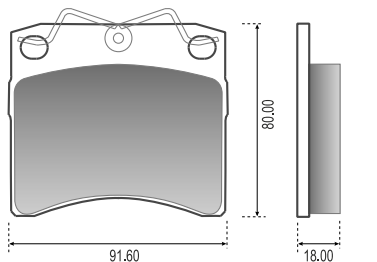
12764

BORA 1.8T, 2.5 V5, 2.8 V6 - NEW BEETLE 1.8T (98>),
2.3 V5, RSI 3.2 - PASSAT - GOLF SERIE IV (01>) -
JETTA 1.8, 2.8 Traba guía de pistón: ø 46.00 mm
Sistema: ATE



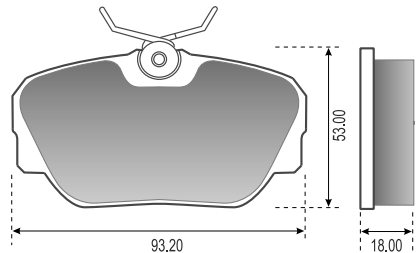
12793

TRANSPORTER 1.9D, TD, 2.0, 2.4, 2.5 (90>), EUROVAN 2.4
Sistema: LG



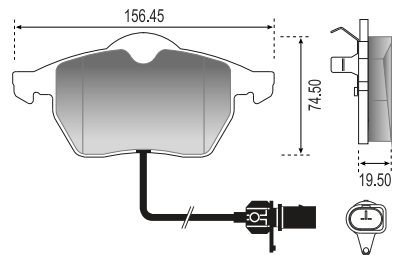
12795

TRANSPORTER (97>)
Sistema: LG



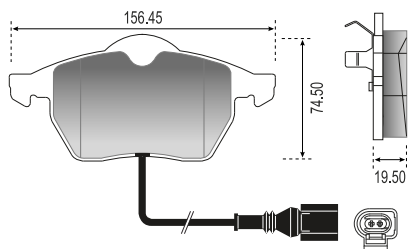
12884

PASSAT 1.6, 1.8, 1.9 TDi, 2.0, 2.3 VR5, 2.5 TDi, 2.8 V6
(2000>)



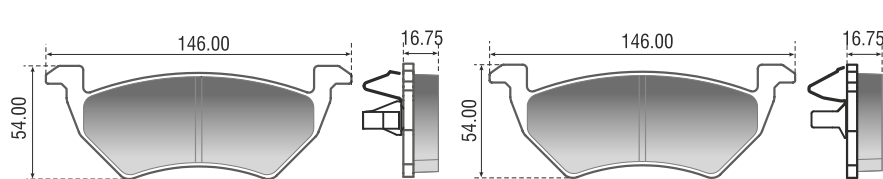
12885

GOLF IV 1.8, 2.3, 2.8, 1.9 TDi - NEW BEETLE 1.8, 2.3,
3.2 (99>) - BORA 1.8, 1.9, 2.0 (99>), 1.8T, 2.3



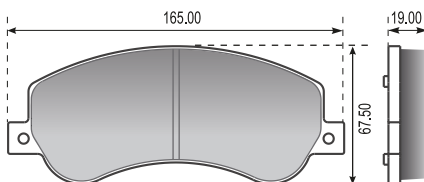
12936

GOL 1.0, 1.6 - GOL TREND (08>) - PARATI 1.0, 1.6 - SAVEIRO 1.6 8V, 1.6 16V (15>) - VOYAGE 1.0, 1.6 (2008>)



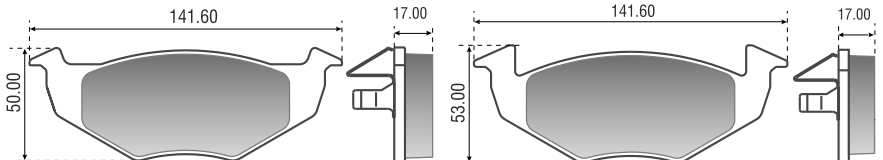
12921

AMAROK CD 2.0 16V (10>) - AMAROK 2.0 TD HIGHLINE /
TREDLINE
Sistema: Bosch



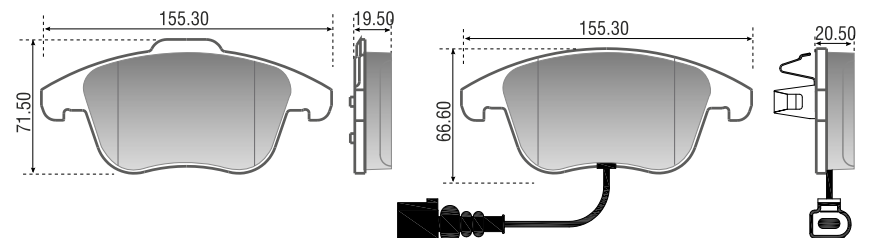
12937

VOYAGE / TREND (08>) - GOL 1.0, 1.6 (08>11) - SAVEIRO 1.0, 1.6 (08>11) - PARATI 1.0, 1.6 (08>11)



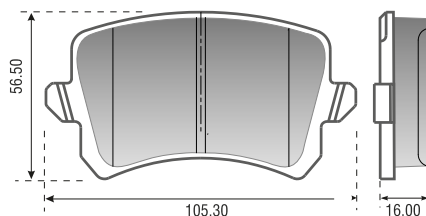
12969

SHARAN 1.4 Blue Motion (11>), 2.0TSI (11>) - TIGUAN 2.0 TFSI (12>), 2.0 TDI (11>) - JETTA (10>) - PASSAT (10>)
Sistema: ATE



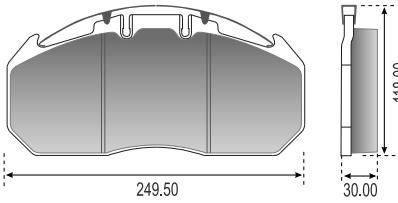
12970

SHARAN - TIGUAN
Sistema: TRW

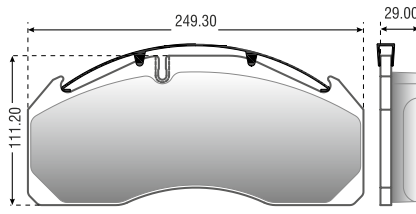


12874

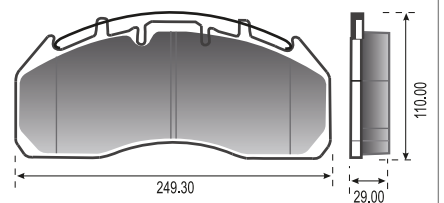
CAMIÓN B12 - 2º y 3º eje Bus articulado - B9 - SERIES ARTICULADO 2do. y 3er. Eje


12875

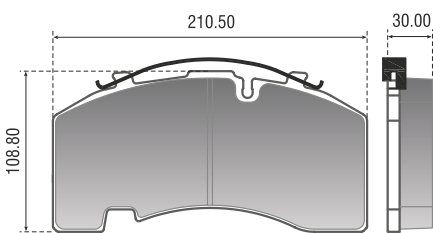
B7 (05>) - B9 (05>) - B12 (01>) - FL618 (00>) - FM9 (01>) - FM12 (01>) - FH12 (01>) - FH16 (01>) - B9 Primer Eje


12903

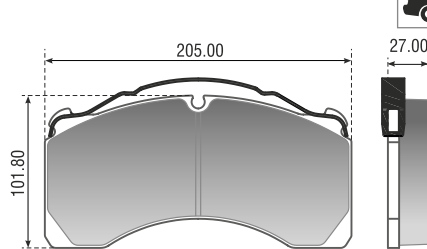
B7 FE - B12 FH


12904

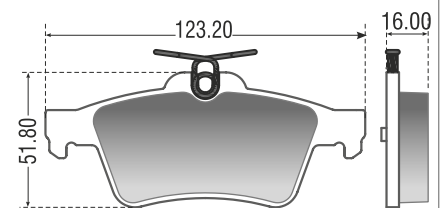
VOLVO TRUCKS


12905

ROR LM - LMC - TM MERITOR

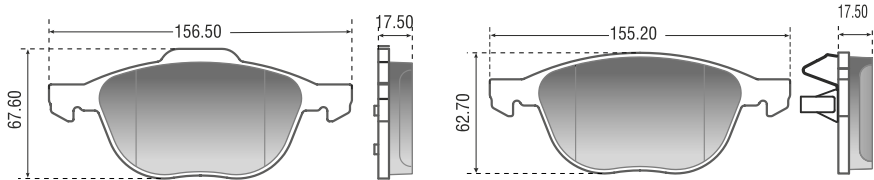

12926

S40 1.6, 1.8, 2.5 (05>) - V50 2.5 (05>07) - C30 1.6, 1.8, 2.0, 2.4 - C70 2.4, 2.5


12922

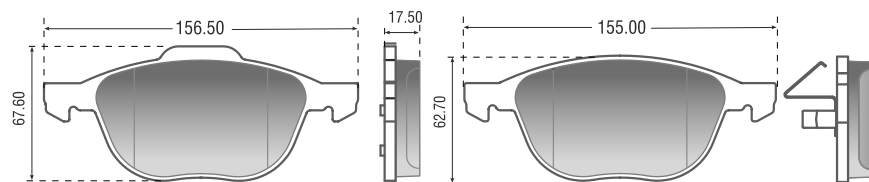
C30 2.4, 2.5 (08>10), 1.6D, 1.6i, 1.8i, 2.0D, 2.0i - D5 - T5 (06>) - C70 300 mm (08>09) - C70 278 mm/305 mm (10>) - C70 2.4 - D5 (06>) S40 1.6, 1.8, 2.0, 2.4 - V50 SW 1.8, 2.0, 2.4 278 mm/305 mm (08>10)

Sistema: ATE Traba guía de Pistón: ø 54 mm


12922A

C30 (07>10), 2.5 (07>10) Traba guía de Pistón: ø 45 mm

Sistema: ATE



DETALLE / DETAIL		
Código	Marca / Brand	Piezas / Pieces
12001	CHRYSLER - DINA - GM	1 pieza interior derecha con anclaje / 1 pieza interior izquierda con anclaje / 2 piezas exteriores
12002	GENERAL MOTORS	4 piezas iguales
12005	CHRYSLER	4 piezas iguales
12006	CHRYSLER - RENAULT - VW	2 piezas derechas / 2 piezas izquierdas
12007	CITROEN	2 piezas con sensor de desgaste / 2 piezas sin sensor de desgaste
12009	RENAULT	4 piezas iguales
12010	FIAT	4 piezas iguales
12011	FIAT	4 piezas iguales
12013	FIAT	4 piezas iguales
12014	FIAT - FORD	4 piezas iguales
12015	FIAT	4 piezas iguales
12016	FIAT - PEUGEOT	4 piezas iguales
12017	FIAT	2 piezas con sensor de desgaste / 2 piezas sin sensor de desgaste
12018	ALFA ROMEO - FIAT	2 piezas con conector / 2 piezas sin conector
12019	FIAT	4 piezas iguales
12020	FIAT	2 piezas con sensor de desgaste / 2 piezas sin sensor de desgaste
12021	FIAT	2 piezas interiores con traba guía de pistón \varnothing 37 mm y sensor / 2 piezas exteriores sin sensor
12022	FIAT	2 piezas interiores con traba guía de pistón \varnothing 37 mm y sensor de desgaste / 2 piezas exteriores
12023	CITROEN - FIAT - PEUGEOT	2 piezas con sensor de desgaste / 2 piezas sin sensor de desgaste
12024	FIAT	2 piezas interiores con traba guía de pistón \varnothing 43.00 mm y sensor / 2 piezas exteriores sin sensor
12025	CHRYSLER - FORD - GM - RENAULT	4 piezas iguales
12026	FORD	2 piezas interiores / 2 piezas exteriores con traba guía de pistón
12028	AGRALE - FORD - GENERAL MOTORS	2 piezas interiores / 2 piezas exteriores
12029	CLARK - GURGEL - VOLKSWAGEN	4 piezas iguales
12030	FORD - VOLKSWAGEN	4 piezas iguales
12031	FORD - GENERAL MOTORS - PUMA	4 piezas iguales
12032	FORD - KIA - VOLKSWAGEN	2 piezas exteriores / 2 piezas interiores con traba guía de pistón \varnothing 43.00 mm
12032B	FORD - VOLKSWAGEN	2 piezas exteriores / 2 piezas interiores con traba guía de pistón \varnothing 43.00 mm (1 sensor)
12033	FORD	2 piezas exteriores / 2 piezas interiores con traba guía de pistón \varnothing 43.00 mm (2 sensores)
12034	RENAULT	4 piezas iguales
12036	LADA	4 piezas iguales
12037	FIAT	2 piezas con sensor de desgaste / 2 piezas sin sensor de desgaste
12038	FIAT	2 piezas interiores con traba guía de pistón \varnothing 36 mm / 2 piezas exteriores sin traba guía de pistón
12039	CHRYSLER - GM - VOLKSWAGEN	4 piezas iguales
12040	MB - NISSAN - RENAULT	2 piezas con bigote y sensor / 2 piezas sin bigote
12041	PEUGEOT	2 piezas con sensor de desgaste / 2 piezas sin sensor de desgaste
12042	PEUGEOT	2 piezas con sensor de desgaste / 2 piezas sin sensor de desgaste
12043	PEUGEOT	2 piezas con sensor de desgaste / 2 piezas sin sensor de desgaste
12044	PEUGEOT	2 piezas con sensor de desgaste / 2 piezas sin sensor de desgaste
12045	CITROEN - MB - PEUGEOT	2 piezas con sensor de desgaste / 2 piezas sin sensor de desgaste

DETALLE / DETAIL

Código	Marca / Brand	Piezas / Pieces
12045A	CITROEN - PEUGEOT	4 piezas iguales con sensor de desgaste
12046	FIAT	4 piezas iguales
12047	PEUGEOT	2 piezas interiores con traba guía de pistón ø 43 mm y sensor / 2 piezas exteriores
12048	FORD - GENERAL MOTORS	4 piezas iguales
12049	FIAT - VOLKSWAGEN	2 piezas interiores con traba guía de pistón ø 43mm / 2 piezas exteriores sin traba guía de pistón
12052	CITROEN - PEUGEOT - RENAULT	2 piezas con sensor de desgaste / 2 piezas sin sensor de desgaste
12053	DACIA - FIAT - RENAULT	2 piezas con seguro posicionador izquierdo / 2 piezas con seguro posicionador derecho
12054	RENAULT	4 piezas iguales
12055	RENAULT	2 piezas con sensor de desgaste / 2 piezas sin sensor de desgaste
12056	RENAULT	2 piezas derechas / 2 piezas izquierdas
12057	RENAULT	2 piezas con sensor de desgaste / 2 piezas sin sensor de desgaste
12058	RENAULT	4 piezas iguales
12059	RENAULT	2 piezas con sensor de desgaste / 2 piezas sin sensor de desgaste
12060	FORD - GENERAL MOTORS - PUMA	4 piezas iguales
12061	RENAULT	2 piezas con sensor de desgaste / 2 piezas sin sensor de desgaste
12062	CITROEN - PEUGEOT - RENAULT	1 pieza con sensor de desgaste derecho / 1 pieza con sensor de desgaste izquierdo / 2 piezas sin sensor de desgaste
12063	CITROEN - PEUGEOT - RENAULT	2 piezas interiores con sensor / 2 piezas exteriores
12064	FIAT	2 piezas interiores con traba guía de pistón ø 37 mm y sensor / 2 piezas exteriores sin sensor
12065	SEAT - VOLKSWAGEN	2 piezas exteriores con traba guía de pistón ø 42.5 mm / 2 piezas interiores con traba guía de pistón ø 38.8 mm
12065B	VOLKSWAGEN	2 piezas exteriores con traba guía de pistón ø 42.5 mm / 2 piezas interiores con traba guía de pistón ø 38.8 mm
12066	FORD - GENERAL MOTORS	4 piezas iguales
12067	FORD - MAZDA	2 piezas interiores con traba guía de pistón ø 43 mm / 2 piezas exteriores sin traba guía de pistón
12068	FIAT - VOLKSWAGEN	2 piezas interiores / 2 piezas exteriores con traba guía de pistón ø 50.3 mm
12068A	FIAT	2 piezas interiores / 2 piezas exteriores con traba guía de pistón ø 50.3 mm
12069	CITROEN - PEUGEOT - RENAULT	4 piezas iguales
12070	VOLKSWAGEN	2 piezas interiores con traba guía de pistón ø 37.00 mm / 2 piezas exteriores
12071	GENERAL MOTORS - VOLKSWAGEN	4 piezas iguales (2 con ranura)
12072	VOLKSWAGEN	4 piezas iguales (2 con ranura)
12073	FORD - VOLKSWAGEN	2 piezas exteriores / 2 piezas interiores con traba guía de pistón ø 37.00 mm
12073A	VOLKSWAGEN	2 piezas exteriores / 2 piezas interiores con traba guía de pistón ø 43.00 mm
12073B	VOLKSWAGEN	2 piezas exteriores / 2 piezas interiores con traba guía de pistón ø 37.00 mm
12074	VOLKSWAGEN	4 piezas iguales
12075	FIAT	2 piezas interiores con traba guía de pistón ø 37 mm y sensor / 2 piezas exteriores sin sensor
12076	FIAT	2 piezas interiores con traba guía de pistón ø 37 mm / 2 piezas exteriores
12076A	FIAT	2 piezas interiores con traba guía de pistón ø 41 mm / 2 piezas exteriores
12077	FIAT	2 piezas interiores con traba guía de pistón ø 43mm y sensor / 2 piezas exteriores
12078	MERCEDES BENZ	4 piezas iguales (4 cables por juego)
12079	MB - NISSAN - RENAULT	2 piezas interiores / 2 piezas exteriores
12080	VOLKSWAGEN	2 piezas interiores con traba guía de pistón ø 43mm / 2 piezas exteriores

DETALLE / DETAIL		
Código	Marca / Brand	Piezas / Pieces
12081	AGRALE - DEUTZ - FORD - HYUNDAI - MARCO POLO - PUMA	4 piezas iguales
12081A	FORD - MARCO POLO - VW	4 piezas iguales
12082	FORD - GENERAL MOTORS	2 piezas con sensor de desgaste / 2 piezas sin sensor de desgaste
12083	FIAT	2 piezas con sensor de desgaste / 2 piezas sin sensor de desgaste
12084	FORD - MAZDA	2 piezas interiores con traba guía de pistón \varnothing 37 mm / 2 piezas exteriores sin traba guía de pistón
12085	PEUGEOT - RENAULT	2 piezas con sensor de desgaste / 2 piezas sin sensor de desgaste
12086	CITROEN - PEUGEOT - RENAULT	4 piezas iguales
12087	FORD - GENERAL MOTORS	4 piezas iguales
12088	CITROEN - PEUGEOT	2 piezas interiores con traba guía de pistón \varnothing 36 mm y sensor / 2 piezas exteriores sin sensor
12089	ALFA ROMEO - AUDI - CITROEN - PEUGEOT - RENAULT - SEAT - VW	4 piezas iguales
12089A	CITROEN - PEUGEOT - RENAULT - VOLKSWAGEN	4 piezas iguales
12090	FORD	2 piezas interiores con traba guía de pistón \varnothing 36 mm / 2 piezas exteriores
12090A	FORD	2 piezas exteriores / 2 piezas interiores con Traba guía de pistón: \varnothing 41 mm
12091	DAEWOO - GENERAL MOTORS	4 piezas iguales
12092	ALFA ROMEO - GURGEL - PUMA - VW	4 piezas iguales
12093	GENERAL MOTORS - ISUZU	2 piezas interiores con sensor de desgaste / 2 piezas exteriores con sensor de desgaste
12094	FIAT	2 piezas interiores con traba guía de pistón \varnothing 43 mm / 2 piezas exteriores sin traba guía de pistón
12095	DAEWOO - GM - JAGUAR - SUZUKI - VOLKSWAGEN	2 piezas interiores con traba guía de pistón \varnothing 37 mm / 2 piezas exteriores sin traba guía de pistón
12095A	GENERAL MOTORS	2 piezas exteriores / 2 piezas interiores con Traba guía de pistón
12096	PEUGEOT - RENAULT	4 piezas iguales
12097	FORD	2 piezas con seguro derecho / 2 piezas con seguro izquierdo - sensor metálico
12097N	CITROEN - FORD - VOLKSWAGEN	4 piezas iguales sin sensor de desgaste
12098	SEAT - VOLKSWAGEN	2 piezas interiores / 2 piezas exteriores
12098A	FIAT	2 piezas interiores / 2 piezas exteriores
12099	AUDI - SEAT - VOLKSWAGEN	2 piezas exteriores con traba guía de pistón \varnothing 42.5 mm / 2 piezas interiores con traba guía de pistón \varnothing 38.8 mm
12099A	AUDI - VOLKSWAGEN	2 piezas interiores con traba guía de pistón / 2 piezas exteriores con traba guía de pistón
12127	AUDI - SEAT - VOLKSWAGEN	4 piezas iguales
12215	NISSAN - RENAULT - SUZUKI	4 piezas iguales
12217	TOYOTA	4 piezas iguales
12223	TOYOTA	2 piezas interiores con sensor de desgaste / 2 piezas exteriores
12224	HYUNDAI - KIA - MITSUBISHI	2 piezas interiores / 2 piezas exteriores con sensor de desgaste metálico
12225	CHRYSLER	2 piezas interiores con sensor de desgaste / 2 piezas exteriores sin sensor de desgaste
12226	TOYOTA	4 piezas iguales
12227	AUDI - SEAT - VOLKSWAGEN	2 piezas con sensor de desgaste y con traba guía de pistón / 2 piezas sin sensor de desgaste
12228	AUDI - CITROEN - FIAT - FORD - PEUGEOT - RENAULT - SEAT - VW	4 piezas iguales

DETALLE / DETAIL

Código	Marca / Brand	Piezas / Pieces
12229	MERCEDES BENZ - VOLKSWAGEN	4 piezas iguales
12230	CHRYSLER - FIAT - VOLKSWAGEN	2 piezas interiores / 2 piezas exteriores con sensor de desgaste metálico
12231	CHRYSLER	2 piezas interiores / 2 piezas exteriores con sensor de desgaste metálico
12232	MERCEDES BENZ - VOLKSWAGEN	2 piezas con sensor de desgaste / 2 piezas sin sensor de desgaste
12233	TOYOTA	2 piezas interiores / 2 piezas exteriores con sensor de desgaste metálico
12234	AUDI - VOLKSWAGEN	4 piezas iguales
12235	FORD	2 piezas interiores / 2 piezas exteriores con sensor de desgaste metálico
12236	SUZUKI	4 piezas iguales
12237	DINA - GENERAL MOTORS	2 piezas interiores / 2 piezas exteriores
12238	TOYOTA	4 piezas iguales
12239	NISSAN	4 piezas iguales
12240	FORD - KIA	2 piezas interiores con traba guía de pistón / 2 piezas exteriores
12241	HONDA	2 piezas interiores / 2 piezas exteriores con sensor de desgaste metálico
12242	TOYOTA	4 piezas iguales
12243	BUICK - GM - PONTIAC	2 piezas interiores / 2 piezas exteriores
12244	TOYOTA	4 piezas iguales
12245	GENERAL MOTORS	2 piezas interiores / 2 piezas exteriores
12246	FORD	2 piezas interiores / 2 piezas exteriores
12247	BUICK - CADILLAC - CHRYSLER - HYUNDAI - MITSUBISHI - PONTIAC	2 piezas interiores / 2 piezas exteriores con sensor de desgaste metálico
12248	HONDA	2 piezas interiores / 2 piezas exteriores con sensor de desgaste metálico
12249	FORD - KIA - MAZDA	2 piezas interiores / 2 piezas exteriores con sensor de desgaste metálico
12250	TOYOTA	2 piezas interiores / 2 piezas exteriores
12251	CHRYSLER - HYUNDAI - JAC	2 piezas interiores / 2 piezas exteriores con sensor de desgaste metálico
12252	NISSAN - SATURN	2 piezas interiores con sensor de desgaste metálico izquierdo / 2 piezas exteriores con sensor de desgaste metálico derecho
12253	NISSAN	2 piezas con sensor de desgaste metálico / 2 piezas sin sensor de desgaste metálico
12254	CHRYSLER	2 piezas interiores / 1 pieza exterior izquierda con sensor de desgaste / 1 pieza exterior derecha con sensor de desgaste
12255	MITSUBISHI - PROTON - TOYOTA	4 piezas iguales
12259	TOYOTA	2 piezas interiores / 2 piezas exteriores con sensor de desgaste metálico
12260	FORD - LINCOLN	4 piezas iguales (con bigote)
12261	TOYOTA	4 piezas iguales
12262	ACURA - HONDA	2 piezas interiores / 2 piezas exteriores con sensor de desgaste metálico
12263	BUICK - CADILLAC - GENERAL MOTORS - PONTIAC	2 piezas interiores con traba guía / 2 piezas exteriores con sensor de desgaste metálico y traba guía
12264	FORD - KIA - MAZDA	2 piezas interiores / 2 piezas exteriores con sensor de desgaste metálico
12265	NISSAN	4 piezas iguales
12266	NISSAN	2 piezas interiores con seguro / 2 piezas exteriores sin seguro
12267	FORD - KIA - VOLKSWAGEN	2 piezas exteriores / 2 piezas interiores con traba guía de pistón \varnothing 43.00 mm
12268	FORD - LINCOLN	2 piezas interiores / 2 piezas exteriores con sensor de desgaste metálico
12269	DAEWOO - GM - JAGUAR - PEUGEOT	2 piezas interiores con traba guía de pistón / 2 piezas exteriores
12270	HONDA - HYUNDAI - NISSAN - SSANGYONG	2 piezas interiores / 2 piezas exteriores con sensor de desgaste metálico
12271	GENERAL MOTORS - TOYOTA	4 piezas iguales
12273	CADILLAC - GENERAL MOTORS - HUMMER SSANGYONG	2 piezas con doble sensor metálico / 1 con sensor izquierdo / 1 con sensor derecho

DETALLE / DETAIL		
Código	Marca / Brand	Piezas / Pieces
12274	CADILLAC - GENERAL MOTORS - HUMMER	2 piezas con doble sensor metálico / 1 con sensor izquierdo / 1 con sensor derecho
12275	FORD	4 piezas iguales
12276	FORD - MERCURY	2 piezas interiores con traba guía de pistón / 2 piezas exteriores con traba guía de pistón
12277	FORD - GM - SEAT - VW	4 piezas iguales
12278	CHRYSLER	2 piezas interiores con Traba guía de pistón / 1 pieza exterior con sensor metálico izquierdo / 1 pieza exterior con sensor metálico derecho
12279	FORD - LINCOLN	2 piezas interiores con Traba guía de pistón / 1 pieza exterior con sensor metálico izquierdo / 1 pieza exterior con sensor metálico derecho
12280	CHRYSLER	2 piezas interiores con sensor de desgaste metálico / 2 piezas exteriores sin sensor
12281	GENERAL MOTORS - CADILLAC	2 piezas interiores / 2 piezas exteriores
12282	FORD	4 piezas iguales
12283	GENERAL MOTORS	2 piezas interiores / 2 piezas exteriores con sensor de desgaste metálico
12284	GENERAL MOTORS - CADILLAC	2 piezas interiores / 2 piezas exteriores con sensor de desgaste metálico
12285	NISSAN - RENAULT - SEAT	2 piezas interiores / 2 piezas exteriores con sensor de desgaste metálico
12286	GENERAL MOTORS	4 piezas iguales (con sensor metálico)
12287	FORD - LINCOLN	4 piezas iguales
12289	HONDA	2 piezas interiores / 2 piezas exteriores con sensor de desgaste metálico
12290	CHRYSLER	2 piezas interiores con traba guía de pistón / 1 pieza exterior izquierda con sensor de desgaste / 1 pieza exterior derecha con sensor de desgaste
12291	CHRYSLER	2 piezas interiores con traba guía de pistón / 2 piezas exteriores sin traba guía de pistón
12333	NISSAN - SUBARU - TOYOTA	2 piezas con seguro posicionador / 2 piezas sin seguro posicionador
12349	MITSUBISHI	2 piezas interiores con seguro / 2 piezas exteriores sin seguro
12369	GENERAL MOTORS	2 piezas interiores con sensor de desgaste / 2 piezas exteriores con traba guía de pistón
12422	NISSAN - TOYOTA	2 piezas interiores con seguro posicionador / 2 piezas exteriores con sensor de desgaste
12436	TOYOTA	2 piezas interiores con seguro posicionador / 2 piezas exteriores con sensor de desgaste
12477	CHRYSLER - KIA	2 piezas interiores con traba guía de pistón / 2 piezas exteriores con traba guía de pistón
12500	DAEWOO - GENERAL MOTORS	2 piezas interiores con traba guía de pistón \varnothing 43 mm / 2 piezas exteriores sin traba guía de pistón
12502	TOYOTA	2 piezas interiores con sensor de desgaste / 2 piezas exteriores con sensor de desgaste
12503	GENERAL MOTORS	4 piezas iguales
12505	GENERAL MOTORS - MERCEDES BENZ	2 piezas interiores con traba guía de pistón \varnothing 43 mm / 2 piezas exteriores sin traba guía de pistón
12505D	MERCEDES BENZ	4 piezas iguales (con traba guía de pistón y sensor de desgaste)
12507	GENERAL MOTORS - TOYOTA	2 piezas con bigote / 2 piezas sin bigote
12508	FORD - GM - VOLKSWAGEN	2 piezas con bigote / 2 piezas sin bigote
12510	TOYOTA	4 piezas iguales
12514	FORD	4 piezas iguales
12515	AGRALE - FORD - KIA - MAZDA	2 piezas exteriores sin sensor de desgaste / 2 piezas interiores con sensor de desgaste
12516	AUDI - VOLKSWAGEN	4 piezas iguales (2 con bigote)
12516A	AUDI - VOLKSWAGEN	4 piezas iguales (2 con bigote)

DETALLE / DETAIL

Código	Marca / Brand	Piezas / Pieces
12516B	SEAT - VOLKSWAGEN	4 piezas iguales
12516C	VOLKSWAGEN	4 piezas iguales
12517	GENERAL MOTORS	2 piezas interiores / 2 piezas exteriores
12518	TOYOTA	2 piezas con sensor derecho / 2 piezas con sensor izquierdo
12519	FIAT	2 piezas interiores con traba guía de pistón \varnothing 43 mm / 2 piezas exteriores sin traba guía de pistón
12519A	FIAT	2 piezas interiores con traba guía de pistón \varnothing 51.50 mm / 2 piezas exteriores sin traba guía de pistón
12519B	FIAT	2 piezas interiores con traba guía de pistón \varnothing 51.50 mm y sensor de desgaste / 2 piezas exteriores sin traba guía de pistón
12519C	FIAT	2 piezas interiores con traba guía de pistón \varnothing 43 mm y sensor de desgaste / 2 piezas exteriores sin traba guía de pistón
12520	FORD - VOLKSWAGEN	2 piezas interiores con traba guía de pistón \varnothing 49 mm / 2 piezas exteriores sin traba guía de pistón
12521	FIAT	2 piezas interiores con traba guía de pistón \varnothing 43 mm / 2 piezas exteriores
12522	FIAT	2 piezas interiores con traba guía de pistón \varnothing 43 mm y sensor de desgaste / 2 piezas exteriores
12523	FORD - VOLKSWAGEN	2 piezas exteriores / 2 piezas interiores con Traba guía de pistón
12525	FORD - VOLKSWAGEN	2 piezas con bigote / 2 piezas sin bigote
12529	KIA - MAZDA	2 piezas con sensor de desgaste / 2 piezas sin sensor de desgaste metálico
12531	GENERAL MOTORS	4 piezas iguales
12611	TOYOTA	2 piezas interiores con seguro posicionador / 2 piezas exteriores con sensor de desgaste
12666	CHRYSLER	2 piezas con seguro posicionador / 2 piezas sin seguro
12680	GENERAL MOTORS - SUZUKI	4 piezas iguales
12703	CITROEN - PEUGEOT	2 piezas interiores con sensor de desgaste / 2 piezas exteriores con sensor de desgaste
12706	CITROEN - PEUGEOT - FIAT	4 piezas iguales
12706A	CITROEN - FIAT - PEUGEOT	2 piezas con sensor de desgaste / 2 piezas sin sensor de desgaste
12707	FORD	2 piezas interiores con traba guía de pistón \varnothing 49.53 mm y sensor de desgaste / 2 piezas exteriores
12707A	FORD	2 piezas interiores con traba guía de pistón \varnothing 49.53 mm y sensor de desgaste / 2 piezas exteriores
12707N	FORD	2 piezas interiores con traba guía de pistón \varnothing 49.53 mm / 2 piezas exteriores
12710	FORD	2 piezas interiores con traba guía de pistón \varnothing 49.53 mm y sensor de desgaste / 2 piezas exteriores
12711	FORD	4 piezas iguales
12712	FORD	4 piezas iguales
12714	ACURA - HONDA - ISUZU - HONDA - ROVER	2 piezas con sensor de desgaste metálico / 2 piezas sin sensor de desgaste metálico
12714A	HONDA	2 piezas con sensor de desgaste metálico y traba guía de pistón / 2 piezas sin sensor de desgaste metálico
12727	ROVER	4 piezas iguales (2 con sensor)
12731	GENERAL MOTORS	2 piezas interiores con traba guía de pistón \varnothing 45.97 mm / 2 piezas exteriores
12733	GENERAL MOTORS	4 piezas iguales
12734	CADILLAC - GENERAL MOTORS	4 piezas iguales
12740	VOLKSWAGEN	4 piezas iguales
12742	PEUGEOT - RENAULT	2 piezas con sensor de desgaste / 2 piezas sin sensor de desgaste

DETALLE / DETAIL

Código	Marca / Brand	Piezas / Pieces
12743	ALFA ROMEO - FIAT	2 piezas interiores con sensor y traba guía de pistón ø 48.00 mm / 2 piezas exteriores
12744	ALFA ROMEO - FIAT	4 piezas iguales
12749	ALFA ROMEO - FIAT	2 piezas con traba guía de pistón ø 48.00 mm (1 sensor)/ 2 piezas sin traba guía de pistón
12749A	FIAT	2 piezas con traba guía de pistón ø 48.00 mm / 2 piezas sin traba guía de pistón
12749B	FIAT	2 piezas con traba guía de pistón ø 48.00 mm (1 sensor)/ 2 piezas sin traba guía de pistón
12749C	FIAT	2 piezas con traba guía de pistón ø 50.3 mm (1 sensor)/ 2 piezas sin traba guía de pistón
12749D	FIAT	2 piezas con traba guía de pistón ø 50.3 mm (1 sensor)/ 2 piezas sin traba guía de pistón
12749E	FIAT	2 piezas con traba guía de pistón ø 50.3 mm (1 sensor)/ 2 piezas sin traba guía de pistón
12750	IVECO - MERCEDES BENZ	2 piezas con sensor de desgaste / 2 piezas sin sensor de desgaste
12750N	MERCEDES BENZ	4 piezas iguales sin sensor de desgaste
12751	RENAULT	2 piezas con seguro posicionador derecho / 2 piezas con seguro posicionador izquierdo
12752	ROVER	4 piezas iguales
12755	IVECO	2 piezas con sensor de desgaste / 2 piezas sin sensor de desgaste
12760	ALFA ROMEO	4 piezas iguales
12762	AUDI - SEAT - VOLKSWAGEN	2 piezas interiores con traba guía de pistón ø 42.50 mm/ 2 piezas exteriores con traba guía de pistón ø 51.50
12763	AUDI - SEAT - VOLKSWAGEN	2 piezas interiores con traba guía de pistón ø 42.5 mm (1 con sensor) / 2 piezas exteriores con traba guía de pistón ø 51.50 mm
12763A	VOLKSWAGEN	4 piezas iguales con traba guía de pistón ø 51.50 mm (1 con sensor)
12763B	VOLKSWAGEN	4 piezas iguales (Traba guía de pistón ø 42.00 mm)
12763C	AUDI - VOLKSWAGEN	2 piezas interiores con traba guía de pistón ø 42.5 mm (1 con sensor) / 2 piezas exteriores con traba guía de pistón 42.5 mm
12764	AUDI - VOLKSWAGEN	2 piezas interiores con traba guía de pistón ø 46.00 mm y sensor / 2 piezas exteriores
12769	FORD	2 piezas interiores con traba guía de pistón ø 50.80 mm / 2 piezas con bigote
12770	FORD	4 piezas iguales
12781	GENERAL MOTORS	2 piezas interiores con traba guía de pistón ø37 / 2 piezas exteriores
12782	PEUGEOT	4 piezas iguales con sensor de desgaste
12783	CITROEN - PEUGEOT	4 piezas iguales con sensor de desgaste
12783B	ALFA ROMEO - FIAT	2 piezas con sensor de desgaste / 2 piezas sin sensor de desgaste
12784	PEUGEOT	4 piezas iguales
12786	MERCEDES BENZ - PEUGEOT	2 piezas con sensor de desgaste / 2 piezas sin sensor de desgaste
12789	CITROEN - FIAT - PEUGEOT	2 piezas con sensor de desgaste / 2 piezas sin sensor de desgaste
12789A	CITROEN - FIAT - PEUGEOT	2 piezas con sensor de desgaste / 2 piezas sin sensor de desgaste
12790	CITROEN - FIAT - PEUGEOT	2 piezas con sensor de desgaste / 2 piezas sin sensor de desgaste
12791	CITROEN - PEUGEOT	2 piezas con sensor de desgaste / 2 piezas sin sensor de desgaste
12791B	CITROEN - PEUGEOT	4 piezas iguales con sensor de desgaste
12791N	CITROEN - PEUGEOT	4 piezas iguales (con bigote)
12792	CITROEN - PEUGEOT - RENAULT	2 piezas con seguro posicionador derecho / 2 piezas con seguro posicionador izquierdo
12793	VOLKSWAGEN	4 piezas iguales
12795	VOLKSWAGEN	4 piezas iguales
12798	DAF - IVECO - MAN - MERCEDES BENZ	2 piezas con sensor de desgaste / 2 piezas sin sensor de desgaste

DETALLE / DETAIL

Código	Marca / Brand	Piezas / Pieces
12798N	MERCEDES BENZ	4 piezas iguales sin sensor de desgaste
12799	CITROEN - PEUGEOT - RENAULT	4 piezas iguales
12800	BPW - IVECO - MAN - MB - SAF	4 piezas iguales
12801	MERCEDES BENZ	2 piezas con traba guía de pistón / 2 piezas sin traba guía de pistón ø 49.5 mm
12801A	MERCEDES BENZ	2 piezas con traba guía de pistón / 2 piezas sin traba guía de pistón ø 48 mm
12802	ALFA ROMEO - FIAT	4 piezas iguales
12807	RENAULT	2 piezas con sensor de desgaste / 2 piezas sin sensor de desgaste
12807N	RENAULT	4 piezas iguales
12813	RENAULT	4 piezas con sensor de desgaste
12834	CITROEN - PEUGEOT - RENAULT	4 piezas iguales
12843	GENERAL MOTORS	2 piezas exteriores con indicador de desgaste/ 2 piezas interiores con traba guía de pistón ø 43.00
12843A	GENERAL MOTORS	2 piezas exteriores con indicador de desgaste / 2 piezas interiores con traba guía de pistón ø 54.00
12844	CITROEN - PEUGEOT	4 piezas iguales
12844D	FIAT	2 piezas con sensor de desgaste / 2 piezas sin sensor de desgaste
12848	CITROEN	4 piezas iguales
12849	CITROEN	4 piezas iguales
12852	FORD	2 piezas iguales con traba guía de pistón / 2 piezas iguales con traba guía de pistón y sensor de desgaste metálico
12853	MERCEDES BENZ	4 piezas iguales
12854	IVECO	4 piezas iguales
12855	TOYOTA	4 piezas iguales
12857	DAF - IVECO - MAN - MB - RENAULT	4 piezas iguales
12857A	MAN - MB - RENAULT	4 piezas iguales
12858	AGRALE - BPW - IVECO - MAN - MB - SAF - SCANIA	4 piezas iguales
12865	GENERAL MOTORS	2 piezas con sensor de desgaste metálico / 2 piezas con traba guía de pistón ø 43.00 mm
12865A	GENERAL MOTORS	2 piezas con sensor de desgaste metálico / 2 piezas con traba guía de pistón ø 50.3 mm
12866	PEUGEOT	4 piezas iguales
12868	FORD	2 piezas interiores con traba guía de pistón ø 43 mm / 2 piezas exteriores sin traba guía de pistón
12868A	FORD	2 piezas interiores con traba guía de pistón ø 50.3 mm / 2 piezas exteriores sin traba guía de pistón
12869	FORD - GENERAL MOTORS - SUZUKI	2 piezas interiores / 2 piezas exteriores
12874	MAN - RENAULT - VOLVO	4 piezas iguales
12875	VOLVO	4 piezas iguales
12876	CITROEN - FIAT - PEUGEOT	2 piezas con sensor de desgaste / 2 piezas sin sensor de desgaste
12878	HONDA	2 piezas con bigote / 2 piezas sin bigote
12881	RENAULT	4 piezas iguales
12882	HONDA	2 piezas interiores / 2 piezas exteriores con traba guía de pistón
12884	AUDI - VOLKSWAGEN	2 piezas con sensor de desgaste / 2 piezas sin sensor de desgaste
12885	AUDI - VOLKSWAGEN	2 piezas interiores / 2 piezas exteriores
12886	GENERAL MOTORS	2 piezas interiores / 2 piezas exteriores
12887	CITROEN - FIAT - PEUGEOT	4 piezas iguales

DETALLE / DETAIL

Código	Marca / Brand	Piezas / Pieces
12888	TOYOTA	2 piezas interiores / 2 piezas exteriores
12889	RENAULT	2 piezas interiores / 2 piezas exteriores
12890	ALFA ROMEO - CITROEN - FIAT - PEUGEOT	1 piezas con sensor de desgaste / 3 piezas sin sensor de desgaste
12892	BPW	4 piezas iguales
12893	BPW - IVECO - MB - SCANIA	4 piezas iguales
12898	CITROEN - FIAT - PEUGEOT	2 piezas con sensor de desgaste / 2 piezas sin sensor de desgaste
12900	TOYOTA	2 piezas con sensor de desgaste / 2 piezas sin sensor de desgaste
12901	CHERY	4 piezas iguales
12903	RENAULT - VOLVO	4 piezas iguales
12904	BPW - MERCEDES BENZ - SAF - VOLVO	4 piezas iguales
12905	BPW - IVECO - MAN - MB - VOLVO	4 piezas iguales
12912	SAF	4 piezas iguales
12913	CHERY - DAEWOO - GENERAL MOTORS	4 piezas iguales
12914	DAEWOO - GENERAL MOTORS	4 piezas iguales
12916	TOYOTA	2 piezas con sensor de desgaste metálico / 2 piezas sin sensor de desgaste metálico
12917	TOYOTA	2 piezas con sensor de desgaste metálico / 2 piezas sin sensor de desgaste metálico
12918	HYUNDAI - KIA	2 piezas con sensor de desgaste metálico / 2 piezas sin sensor de desgaste metálico
12920	FORD	4 piezas iguales
12921	VOLKSWAGEN	4 piezas iguales
12922	FORD - MAZDA - VOLVO	2 piezas interiores con traba guía de pistón \varnothing 54 mm/ 2 piezas exteriores sin traba guía de pistón
12922A	FORD - VOLVO	2 piezas interiores con traba guía de pistón \varnothing 45 mm/ 2 piezas exteriores sin traba guía de pistón
12923	ACURA - HONDA - ISUZU - ROVER - SUZUKI	2 piezas con sensor de desgaste / 2 piezas sin sensor de desgaste metálico
12924	HONDA	2 piezas interiores con sensor de desgaste metálico y con traba guía de pistón / 2 piezas exteriores sin sensor y sin traba guía
12925	CITROEN - FIAT - PEUGEOT	2 piezas interiores con traba guía de pistón / 2 piezas exteriores sin traba guía de pistón
12925D	GENERAL MOTORS	2 piezas interiores con traba guía de pistón / 2 piezas exteriores sin traba guía de pistón con sensor metálico
12926	CADILLAC - CITROEN - FIAT - FORD - GM - JAGUAR - MAZDA - PEUGEOT - RENAULT - VOLVO	2 piezas con bigote / 2 piezas sin bigote
12927	CITROEN - NISSAN - PEUGEOT - RENAULT	2 piezas interiores / 2 piezas exteriores con traba guía de pistón
12928	DAEWOO - GENERAL MOTORS	2 piezas con sensor de desgaste metálico / 2 piezas sin sensor de desgaste metálico
12929	GENERAL MOTORS	2 piezas con sensor de desgaste metálico / 2 piezas sin sensor de desgaste metálico
12930	HYUNDAI - KIA	2 piezas con sensor de desgaste metálico / 2 piezas sin sensor de desgaste metálico
12931	CITROEN - PEUGEOT - ROVER	2 piezas interiores con traba guía de pistón / 2 piezas exteriores sin traba guía de pistón
12933	FORD	4 piezas iguales
12934	CITROEN - PEUGEOT	4 piezas iguales
12935	NISSAN - RENAULT	4 piezas iguales

DETALLE / DETAIL

Código	Marca / Brand	Piezas / Pieces
12936	FORD - MERCURY - VOLKSWAGEN	2 piezas interiores con traba guía de pistón / 2 piezas exteriores con traba guía de pistón
12937	VOLKSWAGEN	2 piezas interiores con traba guía de pistón / 2 piezas exteriores sin traba guía de pistón
12938	DAEWOO - GENERAL MOTORS	2 piezas con sensor de desgaste metálico / 2 piezas sin sensor de desgaste metálico
12939	CHERY	4 piezas iguales
12940	GENERAL MOTORS	2 piezas con sensor de desgaste metálico / 2 piezas sin sensor de desgaste metálico
12944	RENAULT	2 piezas con sensor de desgaste / 2 piezas sin sensor de desgaste
12945	RENAULT	2 piezas con sensor de desgaste / 2 piezas sin sensor de desgaste
12946	TOYOTA	2 piezas con sensor de desgaste metálico / 2 piezas sin sensor de desgaste metálico
12947	FIAT	2 piezas interiores con traba guía de pistón \varnothing 50.3 mm / 2 piezas exteriores con traba guía de pistón
12947A	FIAT	2 piezas interiores con traba guía de pistón \varnothing 43 mm / 2 piezas exteriores con traba guía de pistón
12948	NISSAN	2 piezas con sensor de desgaste metálico / 2 piezas sin sensor de desgaste metálico
12949	TOYOTA	2 piezas interiores con sensor de desgaste metálico izquierdo / 2 piezas exteriores con sensor de desgaste metálico derecho
12950	HYUNDAI - KIA - SSANGYONG	2 piezas con sensor de desgaste metálico / 2 piezas sin sensor de desgaste metálico
12951	HYUNDAI - KIA	2 piezas con sensor de desgaste metálico / 2 piezas sin sensor de desgaste metálico
12953	HYUNDAI - KIA - SSANGYONG	2 piezas con sensor de desgaste metálico / 2 piezas sin sensor de desgaste metálico
12954	MITSUBISHI	2 piezas interiores con traba guía de pistón / 2 piezas exteriores sin traba guía de pistón
12955	MERCEDES BENZ	4 piezas iguales
12956	MERCEDES BENZ	2 piezas interiores con traba guía de pistón / 2 piezas exteriores sin traba guía de pistón
12957	RENAULT	2 piezas interiores con traba guía de pistón \varnothing 44.5 mm / 2 piezas exteriores sin traba guía de pistón
12957A	RENAULT	2 piezas interiores con traba guía de pistón \varnothing 27 mm / 2 piezas exteriores sin traba guía de pistón
12958	GENERAL MOTORS	4 piezas iguales
12959	FIAT	2 piezas interiores / 2 piezas exteriores con sensor de desgaste metálico
12960	GENERAL MOTORS	2 piezas interiores / 2 piezas exteriores con sensor de desgaste metálico
12961	GENERAL MOTORS	2 piezas interiores / 2 piezas exteriores con sensor de desgaste metálico
12962	HONDA	2 piezas interiores / 2 piezas exteriores con sensor de desgaste metálico
12963	CHRYSLER	2 piezas interiores / 2 piezas exteriores con sensor de desgaste metálico
12964	NISSAN - RENAULT	4 piezas iguales con sensor de desgaste metálico
12965	NISSAN - RENAULT	2 piezas interiores / 2 piezas exteriores con sensor de desgaste metálico
12966	TOYOTA	2 piezas interiores con sensor de desgaste metálico izquierdo / 2 piezas exteriores con sensor de desgaste metálico derecho
12967	HYUNDAI - KIA	2 piezas interiores / 2 piezas exteriores con sensor de desgaste metálico
12968	HYUNDAI - KIA	2 piezas interiores / 2 piezas exteriores con sensor de desgaste metálico

EQUIVALENCIAS / CROSS REFERENCES						
Código	Plasbestos	Raybestos	FMSI	WVA/Jurid	Fras-le	Nakata
12001	22032	83032 / PGD52	D52 7228A		PD/324	
12002		83022	D52 7214A		PD/323	
12005	22001	83001	D44 765	20.088	PD/316	
12006	22014	83014	D74	20.171/20.172	PD/317	
12007	22025	83025		20.594		
12009	22097	83097				
12010	22003	83003	D54 798	20.073	PD/308	
12011	22004	83004		20.775/6/7	PD/309	
12013	22019	83019	D54 790	20.073	PD/319	
12014	22069	83069		20.375	PD/18	NKF1022P
12015	22046	83046		20.247	PD/10 PD/310	NKF1001P
12016	22005	83005	D9 721	20.007	PD/313	NKF1071P
12017	22048	83048		20.776	PD/301-A	
12018	22044	83044	D147	21.093/94/95 20.833/834	PD/335-A	NKF1043P
12019	22050	83050			PD/26	NKF1014P
12020	22045	83045		20.775/76/77	PD/301-A	
12021	22057	83057	D350	21.193	PD/25-A / B PD/25-RA-A	NKF1027P NKF1006AP
12022	22040D	83040D	D350		PD/25-RA-R	
12023	22052	83052		20.741/20787	PD/325	NKF1086P
12024	22051	83051	D350	21.195	PD/47-A	NKF1032AP
12025	22010	83010	D4 724	20.027	PD/9	NKF1011P
12026	22091	83091	D649		PD/79	NKF1323P
12028	22042	83042 / PGD50	D50		PD/19-C	NKF1012P
12029	22089	83089	D45	20.386	PD/13	NKF1018P
12030	22020	83020		20.578	PD/306	
12031	22016	83016	D2 719	20.030	PD/7	
12032	22027	83027	D649	20.640/20.753	PD/24 PD/34	NKF1003P NKF1046P
12032B	22027B	83027B	D649	20.783	PD/24-B	NKF1013P
12033	22027D	83027D	D649	20.640/20.783	PD/24-A	NKF1002AP
12034	22030	83030	D98		PD/320	
12036	22060	83060		20.166	PD/31	
12037	22061	83061			PD/26-A	
12038	22088	83088	D350		PD/90	NKF1319P
12039	22012	83012	D109 7043	20.323	PD/307	
12040	22094	83094		20.706/29.984	PD/108	NKF1079P
12041	22021	83021	D193	20.631/32/33	PD/312-A	NKF1075P
12042	22026	83026	D77 7010	20.145/20.146	PD/311-A	NKF1143P
12043	22053	83053	D157	20.253/20.271	PD/468-A	

EQUIVALENCIAS / CROSS REFERENCES

Litton	Bosch	Icer	Remsa	Ferodo	Cobreq	Bendix	OE
37431		181415	510.00	FDB144			1154458 - 12300213 - 12510032 - 83501356
37260		180033	039.00	FDB809			424534-424893
37250		180069	053.00	FDB826	N425	HQ-2070	
		180283	035.04	FDB253			425015 - 424813
37230		180041	022.00	FDB734	N552		5888149-4309780
37240		180474	372.00				5892310-5951660
37231		180041	022.20	FDB734	N551		5888149-4309780
37460	0 986 BB0 256-416	180473	114.00	FDB420 FDB1152A	N501	HQ-2022	BE1M2007B
37243				FDB1144A	N108	HQ-2001	7501077
37220		180036	036.00	FDB815	N550	HQ-2071	424515
37811		180838					71770983
37820	0 986 BB0 080	180415-700	146.14/11	FDB410	N518	HQ-2115A	7078858
37823	0 986 BB0 262-409			FDB1143A	N505	HQ-2014	
		180474	025.00				5892309 - 5951660
37673	0 986 BB0 007-006- 505	140927	281.02	FDB1146A	N506/504	HQ-2006A	7077512
37672	0 986 BB0 510						
38160		140403-700	143.02	FDB287	N560		9940092
37675	0 986 BB0 028				N513	HQ-2032A	
37210	0 986 BB0 487	180009	037.00	FDB9	N303		93201671
	0 986 BB0 793				N179	HQ-3003PA	
37781	0 986 BB0 257	181400	562.20/30	FDB1142A	N109	HQ-2012	TNK615115A - 52252811 - D6TZ2001D
	0 986 BB0 254	180011	002.20/40	FDB84B	N208	HQ-2018	2116981512
37271	0 986 BB0 494	180259	064.00	FDB168	N300	HQ-2011	1576947 - 93201671
		180010	038.00	FDB14	N301	HQ-2010	156262
37680	0 986 BB0 428	180329	119.00/15	FDB206	N115/N128	HQ-2046	86AUZK021BA - 542698151
	0 986 BB0 002	180410	119.12	1145A	N116	HQ-2002A	6189145
37681	0 986 BB0 003	180329	119.00/15	FDB212	N117	HQ-2167A	86AUZK021CA
38000							
		180155	080.00				21013501090
37822	0 986 BB0 482						
					N542	HQ-3000PA	
37290		180170	014.20	FDB116M	N400		9293345
38240	0 986 BB0 056	140560	048.02	FCV792	N708	HQ-2079	6314200220
37321	0 986 BB0 053	180469	163.02 /030.02	FDB224/867	N874	HQ-2075A	4248.79 -4250.21/25
37571	0 986 BB0 499	180120	045.32	FDB107/42	N877		424537/424546/424556 - 425003
37900	0 986 BB0 217	180127	068.02				

EQUIVALENCIAS / CROSS REFERENCES						
Código	Plasbestos	Raybestos	FMSI	WVA/Jurid	Fras-le	Nakata
12044	22056	83056	D141 / D455 7073	20.454/55	PD/361-A	
12045	22054	83054	D454 7334	21.208/209	PD/326-A	NKF1077P
12045A	22054A	83054A	D454	21.208/209	PD/326-A	NKF1077P
12046	22035	83035	D292	20.772	PD/305-A	NKF1078P
12047	22039	83039	D350	21.470	PD/47-RA-P	NKF1138P
12048	22059	83059			PD/22	NKF1019P
12049	22087	83087	D350A	21.193 / 23.775	PD/60	NKF1035P
12052	22041	83041	D371 7261	20.905/6	PD/322-A	NKF1074P
12053	22013	83013	D97	20.347	PD/301	
12054	22017	83017	D98 793	20.336	PD/302	
12055	22024	83024	D201 7123	20.634	PD/303-A	
12056	22063	83063	D516 7394	20.786	PD/327	NKF1061P
12057	22043	83043	D292 7194	20.772/73/74	PD/305-A	NKF1078P
12058	22028	83028		20.671 / 487 / 672	PD/304	
12059	22047	83047		20.926/28	PD/318-A	NKF1076P
12060	22070	83070		20.272	PD/8	NKF1011P
12061	22031	83031	D351 7244	21.016/86/87	PD/321-A	NKF1072P
12062	22055	83055	D292 7194	20.937	PD/305-A	NKF1078P
12063	22062	83062	D371 7261	20.905	PD/322-A	NKF1117P
12064	22037	83037	D350	21.470	PD/25-RA-P	
12065	22036	83036		21.866	PD/368	NKF1099P NKF1255P
12065B	22036B	83036B		21.866		NKF1150P
12066	22095	83095	D1208		PD/106	NKF1036P
12067	22098	83098	D1140	20.753/21.103	PD/65	NKF1057P
12068	22093	83093	D350		PD/81	NKF1256P
12068A	22093A	83093A			PD/89	NKF1322P NKF1332P
12069	22090	83090		20.635	PD/465	NKF1128P
12070	22018	83018	D350	21.193	PD/23	NKF1008P
12071	22034	83034	D96	20.228	PD/6- PD/16	NKF1016P NKF1020P
12072	22033	83033 / PGD96	D96	20.107	PD/17	NKF1017P
12073	22029	83029	D350	21.193	PD/28	NKF1029P
12073A	22029A	83029A	D350		PD/81	
12073B	22029B	83029B	D350D	20.783	PD/51	NKF1044P
12074	22064	83064			PD/43	NKF1037P
12075	22076	83076	D350	21.195	PD/25-RA-FA PD/25-RA-A	NKF1027P
12076	22040	83040	D350	21.193/21.194	PD/25 PD/25-RA	NKF1005P NKF1069P
12076A	22040A	83040A	D350	21.193/21.194	PD/25	NKF1319P
12077	22087D	83087D	D350	23.220	PD/60-A	NKF1032AP
12078		83066M	D1062	29.065	PD/104	NKF1026P

EQUIVALENCIAS / CROSS REFERENCES

Litton	Bosch	Icer	Remsa	Ferodo	Cobreq	Bendix	OE
37321	0 986 BB0 357	180198	001.02				424511
38170	0 986 BB0 055	180696-700	262.02	FDB540	N881	HQ-2077A	425055
38170	0 986 BB0 055	180696-700	262.02		N881	HQ-2077A	
37661	0 986 BB0 484	180554-700	141.01/02	FDB845	N430	HQ-2078A	
37674	0 986 BB0 469				N879	HQ-2166A	
37821	0 986 BB0 258				N309	HQ-2019	BE4E2007A - 52252753
38410	0 986 BB0 277	181596	281.40	FDB1148A	N524	HQ-2154	7078947
37753	0 986 BB0 052	180633	192.01/12	FDB393	N421	HQ-2074A	405076 - 425088
37330	0 986 BB0 490	180052	021.04	FDB106	N402		6888550 - 7701200355
37331	0 986 BB0 392	180098	021.32	FDB113			7701200360
37451	0 986 BB0 492		029.02		N436	HQ-2083A	
37752	0 986 BB0 076	180375	144.02	FDB730	N1147 / N1106	HQ-2163A	
37661	0 986 BB0 484	180554-700	141.02/01	FDB270	N430	HQ-2078A	7701202894 - 7701202712
37650	0 986 BB0 493	180270-700	104.02/12	FDB194	N439		7701202974
38110	0 986 BB0 054	140620	202.02/01	FDB414	N433	HQ-2076A	7701200648
37270		180259	064.00		N303	HQ-2011	93201671
38130	0 986 BB0 051	180556	220.02	FDB534	N427	HQ-2072A	7701202785 - 7701202481
37661	0 986 BB0 484	180554	141.02/01	FDB270	N430	HQ-2078A	
37753	0 986 BB0 052	180633	192.12/01	FDB393	N421	HQ-2074A	405076 - 405088
37678 / 679	0 986 BB0 509						
38371	0 986 BB0 130	181130	609.10	FDB392/419	N810	HQ-2108	1H0698151A - 6N0698151C
38650	0 986 BB0 284			FDB1331A	N330	HQ-2036	25B615115
37683	0 986 BB0 279	181142	119.10	FDB206	N138	HQ-2057	97FU2K021DA
47330	0 986 BB0 794				N289	HQ-3004PA	5W0-698-151
	0 986 BB0 788				N544	HQ-3007PA	
38851	0 986 BB0 165	180929	144.70		N1159	HQ-2176	
37670	0 986 BB0 259	140926	281.00	FDB579	N209	HQ-2008	5X0698151B
37350	0 986 BB0 015-411	180162	017.00	FDB2M	N207 - N302	HQ-2016	171698151E - 811698151 - 823698151
37351	0 986 BB0 255	180219	017.30	FDB128B	N204	HQ-2017	3216981511 - ZBA695151F
37671	0 986 BB0 263	140926	281.00	FDB895	N214	HQ-2029	30569815155
47330	0 986 BB0 794					HQ-3004PA	
38414	0 986 BB0 273			FDB1360B	N235	HQ-2065	374698151A
38230	0 986 BB0 267				N222	HQ-2037	377698151
	0 986 BB0 007			FDB1153A	N506	HQ-2007A	
37678	0 986 BB0 261	140926	281.00		N503	HQ-2005	7076376
	0 986 BB0 261			FDB 1154A	N503	HQ-2005	
38411 / 39380	0 986 BB0 486	181226	281.32	FDB912B	N513	HQ-2032A	
38211	0 986 BB0 234	150903	245.12	FCV879	N705	HQ-2026A	6884203020

EQUIVALENCIAS / CROSS REFERENCES						
Código	Plasbestos	Raybestos	FMSI	WVA/Jurid	Fras-le	Nakata
12079		83067		29.071	PD/108	NKF1079P
12080	22092	83092			PD/51	NKF1044P
12081		83068	D1201		PD/102	NKF1025P
12081A		83068A	D1201		PD/109	NKF1120P
12082	22065	83065			PD/22-B	NKF1028AP
12083	22071	83071		21.101		
12084	22072	83072		20.857/21.202	PD/55	NKF1051P
12085	22073	83073		20.973/21.600	PD/465	NKF1128P
12086	22074	83074		20.973/74	PD/465	NKF1128P
12087	22075	83075			PD/105	NKF1034P
12088	22077	83077		21.430 -21.432	PD/364-A	NKF1131P
12089	22058	83058	D340 7335	20.961/21.144	PD/362	NKF1085P
12089A	22058A	83058A / PGD340	D340 7335		PD/362	NKF1220P
12090	22078	83078		23.101/21.202	PD/55	NKF1051P
12090A	22078A	83078A			PD/91	NKF1272P
12091	22079	83079	D378	20.939	PD/431	NKF1092P
12092	22080	83080	D21 / D30	20.009	PD/5	NKF1015P
12093	22081	83081 / PGD363	D363 7347	21.467/21.543	PD/357	
12094	22082	83082	D350		PD/47	NKF1049P
12095	22083	83083	D688	20.547	PD/42	NKF1038P
12095A	22083A	83083A			PD/82	NKF1318P
12096	22084	83084	D516 7394	21.096	PD/327	NKF1061P NKF1209P
12097	22085	83085	D428 7317	21.171	PD/35	NKF1059P
12097N	22085N	83085N				NKF1041P
12098	22086	83086	D280 o D307	20.887/88	PD/328	NKF1052P
12098A	22086A	83086A	D280	20.887/88		
12099	22096	83096	D694 7569	21.865 /866/867	PD/367	NKF1007P
12099A	22096A	83096A	D694 8702		PD/368	NKF1255P
12127	22127	83127 / PGD704	D704	21.945	PD/413	
12215		PGD815	D815 7783	24.280/24.281	PD/727-28	NKF1243P
12217		PGD817	D817 7691	23.526/23.864	PD/788	
12223		PGD823	D823 7696	23.521/23.522		
12224		PGD924	D924 7825	23.891/92/93	PD/635	NKF1223P NKF1224P
12225		PGD965	D965 7864		PD/637	
12226		PGD1210	D1210 8330	24.336	PD/740	
12227		PGD1107	D1107 8212	23.587/588/589	PD/1000-B	NKF1282P
12228		PGD1108	D1108 8213	23.914	PD/1030	NKF1283P
12229		PGD1268	D1268	29.200	PD/661	

EQUIVALENCIAS / CROSS REFERENCES

Litton	Bosch	Icer	Remsa	Ferodo	Cobreq	Bendix	OE
38240	0 986 BB0 056	140834	048.10/11	FCV627	N708	HQ-2079	6314200220
38414	0 986 BB0 273			FDB1360A	N235	HQ-2065	
38220	0 986 BB0 281				N118	HQ-2025	
37824				FDB1140A	N310	HQ-2028A	52252752
38270		180729-203	264.01	FDB524	N301		5888781 - 9943830
38260	0 986 BB0 276	180451	168.00	FDB365	N136	HQ-2051	97FU2K021CA
38851	0 986 BB0 165	180649	144.50/60	FDB558	N1104/59	HQ-2176	
38851	0 986 BB0 165	180649	144.50/60	FDB558	N1104/59	HQ-2176	425042-425071
38290	0 986 BB0 283			FDB1332A	N317	HQ-2034	TNK615115-93227897
38300	0 986 BB0 146	180932	461.00/02	FDB876/775	N897	HQ-2135A	425138 - 425134 425142
38250	0 986 BB0 290	180789-700	263.10/12	FDB541	N884	HQ-2085	357698151A - 7701209735 425056
38251	0 986 BB0 290	180789-700	263.10	FDB419	N884	HQ-2085 - HQ-2168	357698151A - 7701209735 425056
38260	0 986 BB0 276	181143-700	285.2	FDB589	N136	HQ-2051	98FB2K021AA - 1013843 - 1030601
	0 986 BB0 789				N183	HQ-3002PA	
39420	0 986 BB0 199	180454	101.00	FDB173			1605463
37360	0 986 BB0 251	180038	007.40	FDB3B	N201	HQ-2015	1056981511
38280	0 986 BB0 182	140854	238.14	FDB678			1605871
37675	0 986 BB0 271	140926	281.00	FDB896B	N511	HQ-2049	7077505
38310	0 986 BB0 266	180858	393.20	FDB732	N324	HQ-2038	93220081
38302	0 986 BB0 787				N377	HQ-3001PA	
37752	0 986 BB0 076	180723-204	144.80	FDB759	N1106 / N440	HQ-2163A	7701203842 95589273
38331	0 986 BB0 265	181229	331.04	FDB617/703	N144 / N130	HQ-2059	BF8A2K021AA
				FB617	N130	HQ-2041	547698151D
38830	0 986 BB0 045	180460	171.10/05	FDB392/451	N883	HQ-2052	110698151A
		180459	171.00	FDB392/451			
38370	0 986 BB0 705	181119	609.00	FDB1054	N820	HQ-2102	1H0698151A
38371	0 986 BB0 130	181130	609.10		N810	HQ-2108	6N0-698-151C
38570	0 986 BB0 478	181156-700	631.00/80				
	F 03B 050 041	181882	293.11				D1060EM30A
		181704	742.00				044652B010
		181607	741.02				0446620090 - 0446652010
40140	0 986 BB0 594	181644	953.02/12		N1231	HQ-2216A	581013KA01 - 58101- 3KA40
	0 986 BB0 616					HQ-2197A	68002228AA
		181760	1232.00				446502220
44750	0 986 BB0 783	181567	1030.01		N279	HQ-2208A	1K0615116L 1K0698151 8J0698151C
45030	0 986 BB0 939	181600-703	1031.00	FDB1636		HQ-2209	3C0698451D
		141785	1243.00				A0054205320

EQUIVALENCIAS / CROSS REFERENCES						
Código	Plasbestos	Raybestos	FMSI	WVA/Jurid	Fras-le	Nakata
12230		PGD1273	D1273	24.604/605/821	PD/1026	
12231		PGD1274	D1274 8390		PD/1082	
12232		PGD1318	D1318 8432	29.217	PD/664	
12233		PGD1354	D1354 8463	24.610/611/612	PD/1320	
12234		PGD1456	D1456 8656	24.563	PD/1465	
12235		PGD1676	D1676 8905	25.632/633/634	PD/1434	NKF1357P
12236		PGD1188	D1188 8307	24.346	PD/1077	
12237		PGD149	D149 7081		PD/541	
12238		PGD207	D207 7127	21.042		
12239		PGD233	D233 7147	20.958	PD/75	
12240		PGD648	D648 7528	21.394/21.396	PD/352	NKF1109P
12241		PGD273	D273 7178	21.331	PD/386	
12242	22242	83242 / PGD242	D242	20.870	PD/680 - PD/426	NKF1121P
12243		PGD289	D183 7070C		PD/540	
12244		PGD356	D356 7247	21.372	PD/426	
12245		PGD368	D368 7259		PD/547	
12246		PGD375	D375 7264		PD/579	NKF1012P
12247		PGD383	D383 7272		PD/683	NKF1172P
12248		PGD409	D409 7445	20.067		
12249		PGD428	D428 7317		PD/333	NKF1080P
12250		PGD438	D438 7205			
12251		PGD440	D440 7376	21.733/21.012	PD/382	NKF1169P
12252		PGD507	D507 7386		PD/687	
12253	22379	83379 / PGD510	D510 7389	23.004/05/06	PD/532 - PD/660	NKF1310P
12254		PGD524	D524 7406		PD/504	
12255		PGD535	D535 7417	21.650	PD/452	
12259		PGD562	D562 7441	21.601	PD/387	NKF1184P
12260		PGD601	D601 7479	23.637	PD/389	
12261		PGD606	D606 7487		PD/695	NKF1240P
12262		PGD617	D617 7493		PD/782	
12263		PGD623	D623 7384		PD/697 PD/609	
12264		PGD637	D637 7463	21.755	PD/610	
12265		PGD265	D265 7170		PD/428	
12266	22266	83266 / PGD266	D266 7282 - D441	21.119	PD/428	
12267		PGD649	D649	20.640/20.753	PD/24 PD/34	NKF1003P NKF1046P
12268		PGD679	D679 7558	24.757/758/759	PD/137	
12269		PGD688	D688 7563		PD/42	
12270		PGD700	D700 7329	21.561/21.725	PD/706	NKF1290P

EQUIVALENCIAS / CROSS REFERENCES

Litton	Bosch	Icer	Remsa	Ferodo	Cobreq	Bendix	OE
	F 03B 050 191	181908	1259.02		N735		68029263AA
		181909	1264.02				68003776AA
		141849	1247.00				A0054207420 28
		181899	1286.02				446602190 - 0446652141
		181967	1420.00				5K0-698-451
		182109	1524.02				AB31-2L361-AB
		181747	1225.02				5520065J00
							15662716-52004567
		180353	133.00/10				
		180409	149.00				
39390	0 986 BB0 084	180916	432.00/10	FDB884	N147	HQ-2064	F5RZ2001A
	0 986 BB0 095	180609	182.02				45022SA6505
39680		180462	167.04				449132251
		181004	268.04				449132251
		141401	548.02				18012226
	0 986 BB0 257	141175	549.00/562.00		N109	HQ-2012	
		141192	566.02/12				MR569780 - MR129537 - MZ690166
		180704	237.02				
39630	0 986 BB0 057				N886	HQ-2080A	
							04465-YZZ56
	0 986 BB0 092	180616	224.00	FDB173	N1201		5810132A00
		180878	344.00/10				21012856
		180882	592.02			HQ-2090A	410601N090 - 4106050Y94 4106062C90
							4773575
40080	0 986 BB0 207	180875	357.00				MB699464-MR389507
39690	0 986 BB0 096	181210	402.42		N841	HQ-2105A	449133011
	0 986 BB0 098	181506	453.00			HQ-2191	F4DZ2001A - F4DZ2001B - YF1Z2001AA
	0 986 BB0 973	141027	413.00		N1449		446660090 449260020 45022S04V00 18024933 - 12510043 - 18024923
		180971	415.04				F42Z2001B
40370		140526					
40370	0 986 BB0 198	140518	184.00/01				
37680	0 986 BB0 260	180329	119.00/15	FDB206	N115/N128	HQ-2003	86AU2K021BA 542698151
39010		141402	626.02			HQ-2195A	F65Z2001AA - F85Z2001AA
38310	0 986 BB0 266	180858	393.20			HQ-2038	93311068
		180877	318.12		N1211	HQ-2149A	581012DA70

EQUIVALENCIAS / CROSS REFERENCES						
Código	Plasbestos	Raybestos	FMSI	WVA/Jurid	Fras-le	Nakata
12271		PGD741	D741 7611		PD/712	
12273		PGD784	D784 7652		PD/571	
12274		PGD785	D785 7653		PD/572	
12275		PGD824	D824 7625		PD/62	NKF1063P
12276		PGD881	D881 7758		PD/736	
12277		PGD882	D882 7759		PD/737	
12278		PGD981	D981 7863		PD/588	
12279		PGD1012	D1012 7916		PD/591	
12280		PGD1080	D1080 7985	24.251	PD/807	
12281		PGD1092	D1092 7997		PD/594	
12282		PGD1158	D1158 8268		PD/1023	
12283		PGD1169	D1169 8410		PD/1024	
12284		PGD1194	D1194 8312		PD/731	
12285		PGD1345	D1345 8456		PD/672	NKF1285P
12286		PGD1411	D1411 8523			
12287		PGD1083	D1083 7915 / D1011 791		PD/590	
12289		PGD1089	D1089	24.342	PD/809	
12290		PGD790	D790 7660	23.631/23.336	PD/620	
12291		PGD791	D791 7661	23.339	PD/573	NKF1218P
12333	22380	83380 / PGD333	D333	21.347/21.348	PD/427	NKF1164P
12349		PGD349	D349 7241	21.373	PD/377	NKF1108P
12369		PGD369	D369 7259		PD/502	
12422		PGD422	D422 7307			
12436		PGD436	D436 7298	21.676/79	PD/115	NKF1185P
12477		PGD477	D477 / D712	21.577/21.822	PD/418	NKF1159P
12500	22100	83100	D796	21.190	PD/37	NKF1039P
12502		PGD502	D502 7298			
12503	22103	83103	D1209		PD/50	NKF1030P NKF1241P
12505	22105	83105	D796 7666	21.592	PD/341	NKF1107P
12505D	22105D	83105D	7909 D1006A	23901 /902	PD/341-A	NKF1230P
12507	22107	83107			PD/107	NKF1048P
12508	22108	83108	D1173		PD/54	NKF1054P
12510	22110	83110 / PGD303	D303	21.158	PD/429	NKF1329P
12514	22114	83114 / PGD756	D756		PD/62	NKF1063P
12515	22115	83115 / PGD652	D652	23.472	PD/332	NKF1058P
12516	22116	83116	D696A	20.168	PD/329	NKF1084P
12516A	22116A	83116A	D684A	20.168	PD/336	NKF1111P
12516B	22116B	83116B			PD/337	NKF1084P
12516C	22116C	83116C				NKF1111P
12517	22117	83117	D1176	23.226	PD/46	NKF1139P

EQUIVALENCIAS / CROSS REFERENCES

Litton	Bosch	Icer	Remsa	Ferodo	Cobreq	Bendix	OE
		181408	652.00				94858664 - 0446502010
							88964201 - 19133306
						HQ-2256A	88909671 - 18048101
38470	0 986 BB0 278				N146	HQ-2103	BF0T2001AA - F81Z2001EA
							3L2Z2200BA
							88982932
							05191823AA
							4L322200AB - 6L32200CD
		181713	1173.02				05080868AA
							89059119
		182139					15792633
46110	0 986 BB0 961	182074	1293.02		N1277	HQ-2273A	41060AX085
							4L3Z2001AD - 5L3Z2001A
46360	F 03B 050 136	181811	1171.12			HQ-2266A	45022-SHJ-A50
39860		181398	736.02/12				05018592AA
39850	0 986 BB0 569	181339	570.02		N1418		05011970AB
40490	0 986 BB0 157	140885	236.02		N1327	HQ-2225A	41060VJ490
38510	0 986 BB0 088	140701	275.02	FDB409	N826	HQ-2124A	
		141563	552.02/32				18045905 - 4874866
		181300	317.12/22				
38800	0 986 BB0 732	141007	315.04	FDB797	N844	HQ-2126A	044465YZZAF- 0449135190
38990	0 986 BB0 120	140968	467.00/20	FDB929	N1400	HQ-2152	04883344AD
38540	0 986 BB0 033	180758	286.10/00	FDB584	N319	HQ-2039	93213479
		141026	429.04				
38590					N316	HQ-2030	93209401
39430	0 986 BB0 274	180758	286.10/00	FDB584	N1200	HQ-2132	93249477
39430	0 986 BB0 769	141103-046	580.00	FDB584	N727	HQ-2219	
38360	0 986 BB0 285			FDB1330A	N327	HQ-2048	93236571
38400	0 986 BB0 275	181250		FDB1170A	N239	HQ-2054	377698151K
38780	0 986 BB0 158	140614	197.10/20		N847	HQ-2061	
38470	0 986 BB0 278				N146	HQ-2103	F81Z2001EA
38610	0 986 BB0 703	141228	571.02	FDB1129	N140	HQ-2058	F5722001AA
38670	0 986 BB0 289				N885	HQ-2084	1HM698151 357698151B
	0 986 BB0 081			FDB1014	N896	HQ-2100	3A0698151B 8A0698151B
38550	0 986 BB0 467				N885	HQ-2156	
		180987-700	134.42				
39920	0 986 BB0 270	181353-701	774.02		N360	HQ-2157A	

EQUIVALENCIAS / CROSS REFERENCES						
Código	Plasbestos	Raybestos	FMSI	WVA/Jurid	Fras-le	Nakata
12518	22118	83118			PD/527	NKF1214P NKF1238P
12519	22119	83119	D1538	23.229	PD/68	NKF1119P
12519A	22119A	83119A	D298		PD/88	NKF1320P
12519B	22119B	83119B	D298			NKF1344P
12519C	22119C	83119C	D298A 7201	23.229	PD/68B	NKF1337P
12520	22120	83120		20.908	PD/39	NKF1056P
12521	22121	83121	D298 7201	20.907/908	PD/48	NKF1047P
12522	22121D	83121D	D298	20.907	PD/48-A	NKF1050P
12523	22123	83123		23.120	PD/44	NKF1042P
12525	22122	83183			PD/45	NKF1045P
12529		83129	D428	20.002/20.191/192	PD/333	NKF1080P
12531		83131			PD/11	NKF1009P
12611		PGD611	D611 7298		PD/115	NKF1185P
12666		PGD666	D666 7502 A	23.627	PD/410 - PD/556	NKF1160P
12680		PGD680	D680 7559	23.314	PD/432	NKF1179P
12703		83303		20.989	PD/363-A	
12706	22306	83306	D676	21.797/98	PD/358 /358-A	NKF1093P
12706A	22306A	83306A	D676	21.798	PD/358-A PD/369-B	NKF1200P
12707		83307 / PGD745	D648	21.538/21.393	PD/352-A	NKF1199P
12707A		83307A	D745	21.395/21.638	PD/352-A	NKF1199P
12707N		83307N	D745	21.395/21.638	PD/352	NKF1109P
12710		83310	D762	21.358/21.579		
12711		83311		21.470	PD/350	
12712		83312		21.469	PD/351	
12714	22314	83314 /PGD536/537	D536 / D537	21.719	PD/690	NKF1304P
12714A	22314A	83314A	D1086	24.231/232/233	PD/645	
12727		83327	D520 7401	21.459/21.897	PD/458-B	
12731		83331	D736		PD/61	NKF1096P
12733		83333	D426	21.829	PD/41	NKF1066P
12734		83334	D709 7614	21.050	PD/38	NKF1040P
12740		83340	D638	20.124	PD/406	
12742	22124	83124		21.388/21.919	PD/391-A	NKF1081P
12743		83343		21.930/21.932	PD/433-B	NKF1067P
12744		83344		21.103	PD/430	
12749	22349	83349		21.636/21.637	PD/66-A	NKF1089P
12749A	22349A	83349A			PD/92 PD/66	NKF1247P
12749B	22349B	83349B			PD/78-A	NKF1247P
12749C	22349C	83349C				NKF1344P
12749E	22349E	83349E				NKF1325P
12749D	22349D	83349D				NKF1342P
12750		83350	D949 / D1136	29.076	PD/111-A	NKF1091P
12750N		83350N	D949 / D1136	29.076	PD/111	NKF1228P
12751		83351	D491	21.964/21.965	PD/482	
12752		83352		20.344	PD/416	

EQUIVALENCIAS / CROSS REFERENCES

Litton	Bosch	Icer	Remsa	Ferodo	Cobreq	Bendix	OE
43990	0 986 BB0 321	181781	315.22		N1360	HQ-2204A	446504030
38353	0 986 BB0 280	181441		172.10	N533	HQ-2062	
	0 986 BB0 790				N540	HQ-3010PA	7079656
					N541		
		181227	172.11				
38350	0 986 BB0 048	180543	172.00	FDB579	N131	HQ-2056	547698151A
38350A	0 986 BB0 272			FDB1361A	N530	HQ-2081	7079249
38352	0 986 BB0 043			FDB1362A	N516	HQ-2050A	
38340	0 986 BB0 268	181275	644.00	FDB1364A	N227	HQ-2042	3256981513
38380	0 986 BB0 269			FDB1363A	N232	HQ-2045	3256981515
39630	0 986 BB0 057	140690	244.02		N886	HQ-2080A	OK7OY3328Z
	0 986 BB0 009				N304	HQ-2009	94613277
38800	0 986 BB0 732	141025	429.14		N844	HQ-2126A	04465YZZAF
39571	0 986 BB0 561-0150	181409	617.12		N1409		2L2Z2200BA
39040	0 986 BB0 160	181319	594.02		N1303		5520077E00
	0 986 BB0 358	180555-700	170.39				
38392	0 986 BB0 144	141053-700	486.02	FDB967	N553	HQ-2116A	425116-425117
38390	0 986 BB0 145	141053-700	486.02	FDB967	N553	HQ-2116A	
39391	0 986 BB0 143	180917	432.02/12	FDB766	N149	HQ-2064A	97GB2K021AB
		180917	432.02/12	FDB766	N149	HQ-2064A	
39390	0 986 BB0 084	180916	432.00/10	FDB884	N147	HQ-2064	FSR22001A
		180957	575.02				97BG2K021B
38450	0 986 BB0 355	140896	391.00/10	FDB700	N155		
38460	0 986 BB0 181	140897	392.00/10	FDB701	N154		
	0 986 BB0 560	180798	325.2/022	FDB1679	N1372	HQ-2214A	43022SCVA00
40702	F03F 03B 050 134	181718	325.04			HQ-2248A	
38880		140839	267.11	FDB520			
38750	0 986 BB0 064	181128	390.10	FDB1068	N348	HQ-2096	
38530	0 986 BB0 103	180807	282.10	FDB586	N326	HQ-2111	93225005
38520	0 986 BB0 034	180692	239.00	FDB525	N321	HQ-2040	93213484
38760		140880-700	383.00	FDB785			
39300	0 986 BB0 100	180930-700	208.12	FDB406	N441	HQ-2104A	771206288
38621		181123-700	588.11	FDB1040	N336		71753043 - 9947629 - 9947446
39460	0 986 BB0 159	180674-700	231.00	FDB1113	N824	HQ-2123	
39160	0 986 BB0 114-462	181125	589.02/12	FDB1052	N534	HQ-2066A	9947156
	0 986 BB0 383				N543	HQ-3005PA	
	0 986 BB0 114				N539		9947156
						HQ-2066A	
					N541		
38420	0 986 BB0 062	141126-203	614.12	FCV1043	N710	HQ-2091A	24204120
		141126-204	614.00				
39190	0 986 BB0 323	181314	686.00				
39400	0 986 BB0 152	180231	052.10	FDB830	N867		

EQUIVALENCIAS / CROSS REFERENCES						
Código	Plasbestos	Raybestos	FMSI	WVA/Jurid	Fras-le	Nakata
12755		83355		29.001/29.003	PD/420-A	
12760		83360		21.606/21.605	PD/451	
12762	22362	83362	D768	23.130/23.131	PD/58	NKF1133P
12763	22363	83363	D768	21.974/23.131/23.187	PD/58-B	NKF1136P
12763A	22363A	83363A	D768	21.974/23.131	PD/58-B	NKF1136P
12763B	22363B	83363B	D768	21.974/23.130	PD/73	NKF1110P
12763C	22363C	83363C	D768		PD/73-B	NKF1188P
12764		83364 / PGD555	D555	20.676/20.678	PD/384-A	NKF1194P
12769	22369	83369 / PGD816	D816	23.152/ 153 /154	PD/442	NKF1135P
12770	22370	83370 / PGD886	D886	23.353	PD/480	NKF1141P
12781		83381		20.547/21.353		
12782		83382		21.724/21.749	PD/414-E	NKF1116P
12783	22383	83383	D590 / D1221	21.674/21.886	PD/405-E	
12783B	22383B	83383B		21.383	PD/484-A	NKF1134P
12784		83384		21.904/21.278	PD/425	
12786		83386		21.278/21.279	PD/425-A	
12789		83389	D1197	21.799/21.800	PD/422-A	NKF1103P
12789A		83389A	D1197	21.799/21.800	PD/438-B	NKF1201P
12790		83390		23.040/41/42	PD/448-A	
12791	22391	83391	D1190	23.124/23.125	PD/411-E	NKF1112P
12791B	22391B	83391B	D1190	23.124/23.125		NKF1112P
12791N	22391N	83391N	D1190	23.124/23.125	PD/411	NKF1289P
12792	22392	83392		21.980/21.981	PD/412	NKF1125P
12793		83393	D581 / D703	20.652	PD/487	
12795		83395	D487	21.055	PD/407	
12798		83398		29.088/29091	PD/117	NKF1098P
12798N		83398N		29.088/29091		NKF1098P
12799	22399	83399		23.205	PD/412	NKF1189P
12800		83400		29.093/094/095/096/ 29.197/29.145/ 29.184	PD/120	
12801		83401	D950	21.576/21.577	PD/417	NKF1215P
12801A		83401A	D950			NKF1229P
12802		83402		23.177	PD/439	NKF1115P
12807	22407	83407	D1146	21.404/21.463	PD/338-A	NKF1082P
12807N	22407N	83407N	D1146	21.404/21.463	PD/338	NKF1235P
12813		83413		20.919/20.920	PD/391-A	NKF1081P
12834	22434	83434	D1213	23.599	PD/505	NKF1195P
12843	22443	83443	D1141	23.057	PD/72	NKF1297P NKF1129P
12843A	22443A	83443A	D1141		PD/93	NKF1268P
12844	22444	83444		23.600	PD/346	NKF1286P

EQUIVALENCIAS / CROSS REFERENCES

Litton	Bosch	Icer	Remsa	Ferodo	Cobreq	Bendix	OE
39180		140965 181213-700	436.02/40 581.80				1906183
39150	0 986 BB0 714	181338	633.20		N252	HQ-2107A	1J0698151C 1J0698151J
39152	0 986 BB0 136	181349	633.21/31		N254	HQ-2107A	1J0698151F 1K0698151D
39152	0 986 BB0 136				N254	HQ-2134	
39150	0 986 BB0 717	181184	633.00		N262	HQ-2186 - HQ-2170	1J0698151J
39153	0 986 BB0 140				N263	HQ-2107A	1JE698151C
38751	0 986 BB0 320-147	180808	390.02		N269		
38970	0 986 BB0 162	181264	691.00		N161	HQ-2136	354Z2001AA YS422001AA
38980	0 986 BB0 169	181265-700 180858	693.00 393.20		N163	HQ-2175	98AB2M008BA
39670	0 986 BB0 119	181107-700	603.04		N1113	HQ-2128A	
39740	0 986 BB0 190	181108-700	604.14		N1167		
39481	0 986 BB0 171	180760-700 141241	305.12/83 321.22		N607	HQ-2120A	9948598
	0 986 BB0 197	141241	321.22				
38500	0 986 BB0 155	141054-700	487.02	FDB968	N555	HQ-2117A	42522-425227
38500	0 986 BB0 707	141054-203	487.11		N566	HQ-2160A	
39120		141122-700	602.02				425126 - 425151 - 71711135
38430	0 986 BB0 118	181136-700 181136-700	634.04/84 634.04/84	FDB1112	N1100	HQ-2069A	425154 - 425155
39740	0 986 BB0 151	181136-700	634.04/84		N1157	HQ-2134	425378
38440	0 986 BB0 101-102	181204-702	643.00		N1156	HQ-2068	
39320	0 986 BB0 174	140895 180745-700	385.00 284.00		N258 N265	HQ-2140	
38712	0 986 BB0 072			FCV1354	N713	HQ-2122A	34201320
		151253-067	658.00				
38440	0 986 BB0 455	181255-702	643.10		N1156	HQ-2068	7701205512
39720	0 986 BB0 949	151254-066					
39250	0 986 BB0 153	141104-046	578.00	FCV239	N731	HQ-2218	24203920
39170	0 986 BB0 161	181307-700	692.00		N559	HQ-2141	
38840	0 986 BB0 083	180993-700	141.32	FDB845	N443	HQ-2063A	7701208265
38840	0 986 BB0 704	180993-204	141.10		N448	HQ-2063	
39300	0 986 BB0 100	180557-700	208.02		N441	HQ-2104A	
39900	0 986 BB0 324	181388-701	840.10		N1166	HQ-2226	
39270	0 986 BB0 716	181248	683.02		N351	HQ-2137	
	0 986 BB0 978				N373	HQ-3006PA	
39950	0 986 BB0 300	181429-701	841.00		N1168	HQ-2206	

EQUIVALENCIAS / CROSS REFERENCES						
Código	Plasbestos	Raybestos	FMSI	WVA/Jurid	Fras-le	Nakata
12844D	22444D	83444D		23.600/23708/9/10	PD/511-B	NKF1148P
12848	22448	83448	D1219	23.406/407	PD/648	NKF1216P
12849	22449	83449			PD/514	NKF1202P
12852		83452		23.430/23.577/80	PD/342	
12853		83453	D928	23.021	PD/118	NKF1097P
12854		83454		29.121	PD/121-PD/122	NKF1104P
12855		83455		23.766	PD/491	NKF1186P
12857		83457	D1407	29.030	PD/125	
12857A		83457A		29.084	PD/125	
12858		83458	D1203	29.087/29.108	PD/116K	NKF1122P
12865	22465	83465	D1189 8308		PD/77	NKF1151P
12865A	22465A	83465A			PD/84	NKF1324P
12866	22466	83466	D1143	23.597	PD/435	NKF1130P
12868	22468	83468	D1175 8289	23202 / 23203	PD/497	NKF1146P
12868A	22468A	83468A	D1175	23202 / 23203		NKF1266P
12869	22469	83469		23.304		
12874		83474	D1310	29.131	PD/129	NKF1295P
12875		83475		29.125	PD/529	
12876	22476	83476	D1198	23.917/23.918 23.859	PD/498-A	NKF1208P
12878	22478	83478			PD/71	NKF1102P
12881	22481	83481		23.613	PD/347	NKF1212P
12882	22482	83482	D1200		PD/503	NKF1149P
12884		83484	D840 7715	21.938	PD/525-A	
12885		83485	D687 7710	23392	PD/340-B	NKF1144P
12886	22486	83486 / PGD726	D726	23.663	PD/110	NKF1068P
12887		83487		23.921	PD/501	NKF1219P
12888		83488	D1216	23.816	PD/512	NKF1187P
12889		83489		23.669	PD/516	NKF1213P
12890	22490	83490		23.705/706/707	PD/509-B	NKF1147P
12892		83492		29.165	PD/142	
12893		83493		29.167	PD/1413	
12898	22498	83498		23.858/23.919/ 23.920	PD/652-B	NKF1210P
12900	22500	83500 / PGD976	D976 7877	24.024/24.025/ 24.026	PD/528	NKF1239P
12901		83501			PD/1469	
12903		83503	D1311 / D1323	29.174	PD/196	
12904		83504		29.171	PD/147	
12905		83505		29.124	PD/138	
12912	22512	83512		29.162	PD/164	
12913	22513	83513	D1321	23.241	PD/598	
12914	22514	83514 / PGD1035	D797 / D1035	23.234	PD/475	
12916		83516	D1571 8780		PD/669	NKF1244P
12917		83517	D1572	24.664/665	PD/689	NKF1245P

EQUIVALENCIAS / CROSS REFERENCES

Litton	Bosch	Icer	Remsa	Ferodo	Cobreq	Bendix	OE
39951	0 986 BB0 517	181440-203	859.12		N582	HQ-2178A	
40630	0 986 BB0 600	181450-700	881.00		N1171	HQ-2232	425236
40620	0 986 BB0 325	181451-700 141367-701	880.00 772.02		N1164	HQ-2181	
39240	0 986 BB0 733-073	141289	733.00		N712	HQ-2121	34204720
38950	0 986 BB0 701	141208	651.10		N557	HQ-2118	2995633 - 503120782
40210	0 986 BB0 708	181513	822.12		N1319	HQ-2174A	446502100 446502130
38731		151040-067 151040-067		FCV1086B			807700
38720	0 986 BB0 235	151194-066			N716	2138ML	24204920
40380	0 986 BB0 718				N355	HQ-2172A	
38442	0 986 BB0 706	181439-702	643.20		N1156	HQ-2187	
39440	0 986 BB0 710		766.00		N152	HQ-2173	2N152K021CA
	0 986 BB0 792	181343 141251	766.00 593.00			HQ-3009PA	
		151405-067 151427-066	1034.00 1033.00	FCV1404B FCV1388B			20768092
40530	0 986 BB0 711	141523	960.01		N573	HQ-2233A	77362219
39090	0 986 BB0 715				N835	HQ-2089A	45022-S5J-M00
40160	0 986 BB0 301	141442	819.00		N450	HQ-2275	
39442	0 986 BB0 317				N1344	HQ-2161A	45014-SAD-M02
38751	0 986 BB0 094	181331			N282	HQ-2253A	
	0 986 BB0 295	181396	390.41		N264	HQ-2188A	4A0698151
39050	0 986 BB0 731	181410	688.00/10		N341	HQ-2113	93277697 - 93277698
40520	0 986 BB0 316	141524	961.00		N1169	HQ-2234	77362274 - 425247
44690	0 986 BB0 725	181514	874.02		N1334	HQ-2177	
40300	0 986 BB0 726	141511-703	833.00		N451	HQ-2274	7701206763
40750	0 986 BB0 516	181444-701 151629-066 151630-066	858.01 1084.00 1076.80	FCV1678B FCV1677B			7083687
39910	0 986 BB0 604	141522	959.01		N596	HQ-2260A	
44980	0 986 BB0 327	181665 151831-066 151830-066 151281-066 151631-066 181262	988.00 1257.00 1074.80 847.80 1075.80 696.00	FCV1855BFE FCV1314B			044650K280
39600	0 986 BB0 221	181260	645.12/32		N1223		96446742 - 96253383
46320	0 986 BB0 776	181869	1310.02		N1366	HQ-2229A	446502330
46330	0 986 BB0 777	181870	1356.02		N1368	HQ-2228A	446602181

EQUIVALENCIAS / CROSS REFERENCES						
Código	Plasbestos	Raybestos	FMSI	WVA/Jurid	Fras-le	Nakata
12918	22518	83518	D1156 8266	24.317/24.318/ 24.319	PD/1279	
12920	22520	83520	D833 7709		PD/365	
12921		83521	D1555 8767		PD/1028	NKF1257P
12922	22522	83522	D1044 7947		PD/767	NKF1267P
12922A		83522A	D1044 7947		PD/767	NKF1284P
12923	22523	83523	D564 7443	21.738	PD/398	NKF1269P
12924	22524	83524			PD/685	NKF1251P
12925	22525	83525			PD/85	NKF1317P
12925D	22525D	83525D			PD/94	NKF1348P
12926		83526	D1095 7874/D973	23482	PD/796	NKF1339P
12927	22527	83527	D1627 8844	24.914/24.538	PD/1377	NKF1347P
12928		83528	D1522		PD/1101	NKF1273P
12929		83529	D1468	25.096/097	PD/1102	NKF1349P
12930		83530	D1601 8851	24.275/24.411	PD/633	
12931		83531	D1107 8212	24.557/558	PD/1000	NKF1282P
12933	22533	83533	D1454	24.283/284/285	PD/1097	
12934		83534		24.660	PD/1470	
12935		83535	D1435		PD/1386	NKF1354P
12936	22536	83536	D1055 / D1641		PD/1346	NKF1288P
12937	22537	83537	D1556		PD/1100	NKF1287P
12938	22538	83538			PD/1347	NKF1275P
12939	22539	83539		23.662	PD/1330	
12940	22540	83540			PD/1433	NKF1274P
12944		83544		24.147/25.165	PD/1439-B	NKF1358P
12945	22545	83545		25.112/25.113	PD/1440-B	NKF1359P
12946	22546	83546			PD/1438	
12947	22547	83547			PD/1482	
12947A	22547A	83547A				NKF1140P
12948	22548	83548	D1592	24.724/725/726	PD/1365	NKF1355P
12949		83549	D1567 8776	25.209/210	PD/1098	NKF1315P
12950		83550	D1202 8322		PD/1287	NKF1316P
12951		83551	D1439 8575	25.153	PD/1366	
12953		83553	D813 7688	23.543	PD/725	NKF1225P
12954		83554	D1519 8728	24.529/530	PD/771	
12955		83555	D1340 8451			
12956		83556	D1341 8452			
12957	22557	83557		25.702/703	PD/1483	
12957A	22557A	83557A		25.702/703		
12958	22558	83558	D1661		PD/1479	
12959		83559	D1617 8742	23661	PD/1416	
12960	22560	83560 / PGD1264	D1264 8381	24.510/511/512	PD/711	NKF1276P
12961	22561	83561 / PGD1275	D1275 8391	24.498/499/500	PD/715	NKF1277P
12962		83562	D1608 8392	25.466/467/468	PD/1413	
12963		83563	D1326 8438	24.822/823/824	PD/300	

EQUIVALENCIAS / CROSS REFERENCES

Litton	Bosch	Icer	Remsa	Ferodo	Cobreq	Bendix	OE
		181711	1208.02				
45520	F 03B 050 047		805.00			HQ-2202A	1L522001AA
40330	0 986 BB0 868	141793	1250.02			HQ-2261	2H0698151
46040	0 986 BB0 974	181617	1082.00		N190	HQ-3011PA	3M512K021AB
46040	0 986 BB0 974					HQ-2235	
45280		181024	233.52/55			HQ-2281A	43022SAA-J50
40060	0 986 BB0 771				N1377	HQ-2207A	45022TJ0M01
49930	0 986 BB0 786				N598	HQ-2279	7087505 - 7088138
	0 986 BB0 982				N367		94748947
46380	0 986 BB0 955	181651	842.20		N187	HQ-2263	3M512M008AC
		181915	1248.10				440603905R
	0 986 BB0 903	181942-202	1431.12			HQ-4070A	13301207
48240	0 986 BB0 960	181943	1432.02				13300867
		181709	1133.02				5810107A00
	0 986 BB0 783	181567	1030.01		N279	HQ-2208	425477
48080	0 986 BB0 952	181881	1281.01		N1465		AE822001A
		181851	1323.00				425426 - 1613259380
	0 986 BB0 983	181534-700	987.00				410608481R
		182031	1125.00				5U0698151B
38373						HQ-2185	5U0698151A
	0 986 BB0 979				N378		95231012
	0 986 BB0 799	181589	710.02		N1491		
	0 986 BB0 977						94770229
		141999	1449.01				410604386R
		142001	1439.01/11				440600264R
	0 986 BB0 988						044650D100
							7087742-7088535
	0 986 BB0 980	182073	1210.02		N1426		D10601HLOB
47700	0 986 BB0 888	182006	1468.02		N1447	HQ-2287A	04465-0K300 / 4465-0K240/0K260
46270		181828	1226.02		N1243	HQ-2269A	581012BA10
		181954	1274.02				583022MA00
40130	0 986 BB0 780	181645	746.02		N1233	HQ-2267A	583021FA50
46120	0 986 BB0 747	181784	1242.00		N1382	HQ-2271A	4605A198 - MZ690356
		181821	1301.00				54200820
		181863	1305.00				54200720
							410605612R
							410600222R
	0 986 BB0 987	181501-703	727.00				71752988
46520	0 986 BB0 773	181798	1261.12		N371	HQ-2264A	19168899 - 96626069
46400	0 986 BB0 774	181799	1260.12		N372	HQ-2255A	96626076
		181543	747.12				45022TR0E01
		181910	1095.02				68029887AA

